

Product Datasheet

Bcl-2 Antibody (BCL2/782 + BCL2/796) - Azide and BSA Free **NBP2-47853-0.1mg**

Unit Size: 0.1 mg

Store at -20 to -80C. Avoid freeze-thaw cycles.

www.novusbio.com



technical@novusbio.com

Protocols, Publications, Related Products, Reviews, Research Tools and Images at:
www.novusbio.com/NBP2-47853

Updated 10/23/2024 v.20.1

Earn rewards for product reviews and publications.

Submit a publication at www.novusbio.com/publications

Submit a review at www.novusbio.com/reviews/destination/NBP2-47853




NBP2-47853-0.1mg

Bcl-2 Antibody (BCL2/782 + BCL2/796) - Azide and BSA Free

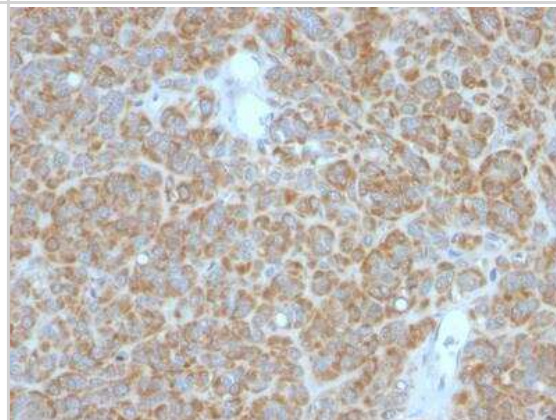
| Product Information | |
|------------------------------------|--|
| Unit Size | 0.1 mg |
| Concentration | 1.0 mg/ml |
| Storage | Store at -20 to -80C. Avoid freeze-thaw cycles. |
| Clonality | Monoclonal |
| Clone | BCL2/782 + BCL2/796 |
| Preservative | No Preservative |
| Isotype | IgG1 Kappa/IgG1 Kappa |
| Purity | Protein A or G purified |
| Buffer | 10 mM PBS |
| Product Description | |
| Description | 1.0 mg/ml of antibody purified from Bioreactor Concentrate by Protein A/G. Prepared in 10mM PBS WITHOUT BSA & azide. Also available at 200 ug/ml WITH BSA & azide (NBP2-44785). Antibody with azide - store at 2 to 8C. Antibody without azide - store at -20 to -80C. |
| Host | Mouse |
| Gene ID | 596 |
| Gene Symbol | BCL2 |
| Species | Human |
| Marker | Apoptosis & Follicular Lymphoma Marker |
| Specificity/Sensitivity | This antibody recognizes a protein of 25-26kDa, identified as the Bcl-2 alpha oncoprotein. It shows no cross-reaction with Bcl-x or Bax protein. Expression of Bcl-2 alpha oncoprotein inhibits the programmed cell death (apoptosis). In most follicular lymphomas, neoplastic germinal centers express high levels of Bcl-2 alpha protein, whereas the normal or hyperplastic germinal centers are negative. Consequently, this antibody is valuable when distinguishing between reactive and neoplastic follicular proliferation in lymph node biopsies. It may also be used in distinguishing between those follicular lymphomas that express Bcl-2 protein and the small number in which the neoplastic cells are Bcl-2 negative. |
| Immunogen | Recombinant full-length human bcl-2 protein (Uniprot: P10415) |
| Product Application Details | |
| Applications | Western Blot, Immunohistochemistry, Immunohistochemistry-Paraffin |
| Recommended Dilutions | Western Blot, Immunohistochemistry, Immunohistochemistry-Paraffin |
| Application Notes | Immunohistochemistry (Formalin-fixed): 1-2ug/ml for 30 minutes at RT. Staining of formalin-fixed tissues requires heating tissue sections in 1mM EDTA, pH 7.5-8.5, for 45 min at 95C followed by cooling at RT for 20 minutes. Optimal dilution for a specific application should be determined. |

Images

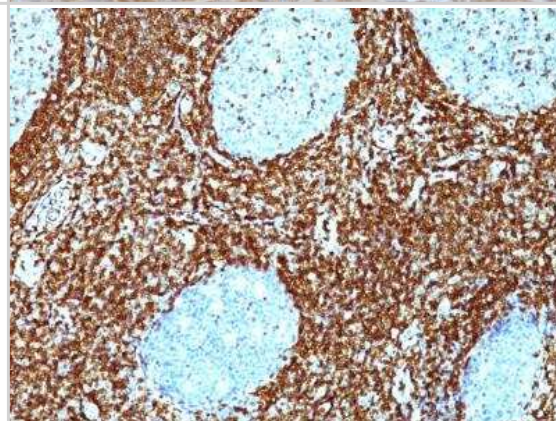
Western Blot: Bcl-2 Antibody (BCL2/782 + BCL2/796) - Azide and BSA Free [NBP2-47853] - MCF-7 cell lysate using Bcl-2 Monoclonal Antibody (BCL2/782 + BCL2/796).



Immunohistochemistry-Paraffin: Bcl-2 Antibody (BCL2/782 + BCL2/796) - Azide and BSA Free [NBP2-47853] - Human Melanoma stained with Bcl-2 Monoclonal Antibody (BCL2/782 + BCL2/796).



Immunohistochemistry-Paraffin: Bcl-2 Antibody (BCL2/782 + BCL2/796) - Azide and BSA Free [NBP2-47853] - Human non-Hodgkin's lymphoma stained with Bcl-2 Monoclonal Antibody (BCL2/782 + BCL2/796).





Novus Biologicals USA

10730 E. Briarwood Avenue
Centennial, CO 80112
USA
Phone: 303.730.1950
Toll Free: 1.888.506.6887
Fax: 303.730.1966
nb-customerservice@bio-techne.com

Bio-Techne Canada

21 Canmotor Ave
Toronto, ON M8Z 4E6
Canada
Phone: 905.827.6400
Toll Free: 855.668.8722
Fax: 905.827.6402
canada.inquires@bio-techne.com

Bio-Techne Ltd

19 Barton Lane
Abingdon Science Park
Abingdon, OX14 3NB, United Kingdom
Phone: (44) (0) 1235 529449
Free Phone: 0800 37 34 15
Fax: (44) (0) 1235 533420
info.EMEA@bio-techne.com

General Contact Information

www.novusbio.com
Technical Support: nb-technical@bio-techne.com
Orders: nb-customerservice@bio-techne.com
General: novus@novusbio.com

Products Related to NBP2-47853-0.1mg

| | |
|------------------|---|
| HAF007 | Goat anti-Mouse IgG Secondary Antibody [HRP] |
| NB720-B | Rabbit anti-Mouse IgG (H+L) Secondary Antibody [Biotin] |
| NBP2-34889-100ug | Recombinant Human Bcl-2 Protein |
| 210-TA-005 | TNF-alpha [Unconjugated] |

Limitations

This product is for research use only and is not approved for use in humans or in clinical diagnosis. Primary Antibodies are guaranteed for 1 year from date of receipt.

For more information on our 100% guarantee, please visit www.novusbio.com/guarantee

Earn gift cards/discounts by submitting a review: www.novusbio.com/reviews/submit/NBP2-47853

Earn gift cards/discounts by submitting a publication using this product:
www.novusbio.com/publications

