

Product Datasheet

B7-2/CD86 Antibody (C86/1146) - Azide and BSA Free NBP2-47778-0.1mg

Unit Size: 0.1 mg

Store at -20 to -80C. Avoid freeze-thaw cycles.

www.novusbio.com



technical@novusbio.com

Protocols, Publications, Related Products, Reviews, Research Tools and Images at:
www.novusbio.com/NBP2-47778

Updated 10/23/2024 v.20.1

**Earn rewards for product
reviews and publications.**

Submit a publication at www.novusbio.com/publications

Submit a review at www.novusbio.com/reviews/destination/NBP2-47778



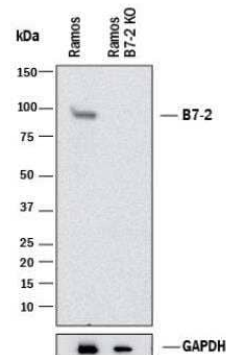
NBP2-47778-0.1mg

B7-2/CD86 Antibody (C86/1146) - Azide and BSA Free


Product Information	
Unit Size	0.1 mg
Concentration	1.0 mg/ml
Storage	Store at -20 to -80C. Avoid freeze-thaw cycles.
Clonality	Monoclonal
Clone	C86/1146
Preservative	No Preservative
Isotype	IgG1 Kappa
Purity	Protein A or G purified
Buffer	10 mM PBS
Target Molecular Weight	70 kDa
Product Description	
Description	1.0 mg/ml of antibody purified from Bioreactor Concentrate by Protein A/G. Prepared in 10mM PBS WITHOUT BSA & azide. Also available at 200 ug/ml WITH BSA & azide (NBP2-44514). Antibody with azide - store at 2 to 8C. Antibody without azide - store at -20 to -80C.
Host	Mouse
Gene ID	942
Gene Symbol	CD86
Species	Human, Mouse, Rat
Marker	Dendritic Cells Maturation Marker
Immunogen	Recombinant human full-length B7-2/CD86 protein (Uniprot: P42081)
Product Application Details	
Applications	Western Blot, Flow Cytometry, Flow (Cell Surface), Immunocytochemistry/ Immunofluorescence, Immunohistochemistry, Immunohistochemistry-Paraffin, CyTOF-ready, Immunofluorescence, Knockout Validated
Recommended Dilutions	Western Blot 0.5 - 1.0 ug/ml, Flow Cytometry 1 ug/mL, Immunohistochemistry, Immunocytochemistry/ Immunofluorescence, Immunohistochemistry-Paraffin 2 - 4 ug/ml, Flow (Cell Surface) 1:10-1:1000, Immunofluorescence 0.5 - 1.0 ug/ml, CyTOF-ready, Knockout Validated
Application Notes	Immunohistochemistry (Formalin-fixed): 2-4ug/ml for 30 minutes at RT. Staining of formalin-fixed tissues requires heating tissue sections in 10mM Tris buffer with 1mM EDTA, pH 9.0, for 45 min at 95C followed by cooling at RT for 20 minutes. Optimal dilution for a specific application should be determined.

Images

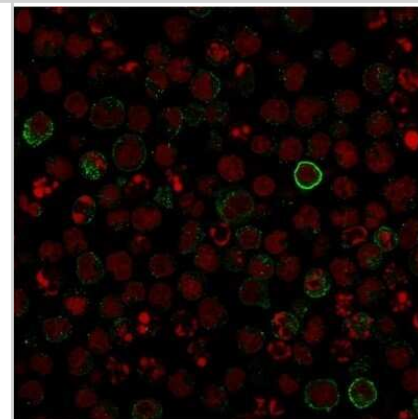
Knockout Validated: B7-2/CD86 Antibody (C86/1146) - Azide and BSA Free [NBP2-47778] - Western blot shows lysates of Ramos human Burkitt's lymphoma parental cell line and B7-2 knockout (KO) Ramos cell line. PVDF membrane was probed with 1.0 ug/mL of Mouse Anti-Human B7-2 Monoclonal Antibody (Catalog # NBP2-47778) followed by HRP-conjugated Anti-Mouse IgG Secondary Antibody (Catalog #HAF018). Specific band was detected for B7-2 at approximately 90 kDa (as indicated) in the parental Ramos cell line, but is not detectable in the knockout Ramos cell line. This experiment was conducted under reducing conditions.



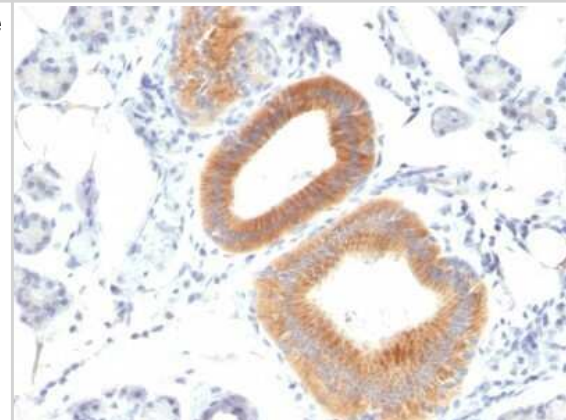
Western Blot: B7-2/CD86 Antibody (C86/1146) - Azide and BSA Free [NBP2-47778] - Analysis of Daudi Cell Lysate using CD86 Monoclonal Antibody (C86/1146).



Immunocytochemistry/Immunofluorescence: B7-2/CD86 Antibody (C86/1146) - Azide and BSA Free [NBP2-47778] - Confocal Immunofluorescence image of Raji cells using B7-2/CD86 Antibody (C86/1146) followed by goat anti-Mouse IgG conjugated with CF488 (green). Red Dot is used to label the Nuclei (red).



Immunohistochemistry-Paraffin: B7-2/CD86 Antibody (C86/1146) - Azide and BSA Free [NBP2-47778] - Human Melanoma stained with CD86 Monoclonal Antibody (C86/1146).





Novus Biologicals USA

10730 E. Briarwood Avenue
Centennial, CO 80112
USA
Phone: 303.730.1950
Toll Free: 1.888.506.6887
Fax: 303.730.1966
nb-customerservice@bio-techne.com

Bio-Techne Canada

21 Canmotor Ave
Toronto, ON M8Z 4E6
Canada
Phone: 905.827.6400
Toll Free: 855.668.8722
Fax: 905.827.6402
canada.inquires@bio-techne.com

Bio-Techne Ltd

19 Barton Lane
Abingdon Science Park
Abingdon, OX14 3NB, United Kingdom
Phone: (44) (0) 1235 529449
Free Phone: 0800 37 34 15
Fax: (44) (0) 1235 533420
info.EMEA@bio-techne.com

General Contact Information

www.novusbio.com
Technical Support: nb-technical@bio-techne.com
Orders: nb-customerservice@bio-techne.com
General: novus@novusbio.com

Products Related to NBP2-47778-0.1mg

HAF007	Goat anti-Mouse IgG Secondary Antibody [HRP]
NB720-B	Rabbit anti-Mouse IgG (H+L) Secondary Antibody [Biotin]
NBP1-43319-0.5mg	Mouse IgG1 Kappa Isotype Control (P3.6.2.8.1)
NBP2-77486-50ug	Recombinant Human B7-2/CD86 His Protein

Limitations

This product is for research use only and is not approved for use in humans or in clinical diagnosis. Primary Antibodies are guaranteed for 1 year from date of receipt.

For more information on our 100% guarantee, please visit www.novusbio.com/guarantee

Earn gift cards/discounts by submitting a review: www.novusbio.com/reviews/submit/NBP2-47778

Earn gift cards/discounts by submitting a publication using this product:
www.novusbio.com/publications

