

Product Datasheet

Podocalyxin Like Antibody (2A4) - Azide and BSA Free NBP2-47750-0.1mg

Unit Size: 0.1 mg

Store at -20 to -80C. Avoid freeze-thaw cycles.

www.novusbio.com



technical@novusbio.com

Protocols, Publications, Related Products, Reviews, Research Tools and Images at:
www.novusbio.com/NBP2-47750

Updated 10/23/2024 v.20.1

Earn rewards for product
reviews and publications.

Submit a publication at www.novusbio.com/publications

Submit a review at www.novusbio.com/reviews/destination/NBP2-47750



NBP2-47750-0.1mg

Podocalyxin Like Antibody (2A4) - Azide and BSA Free

| Product Information | |
|---------------------|---|
| Unit Size | 0.1 mg |
| Concentration | 1.0 mg/ml |
| Storage | Store at -20 to -80C. Avoid freeze-thaw cycles. |
| Clonality | Monoclonal |
| Clone | 2A4 |
| Preservative | No Preservative |
| Isotype | IgM Kappa |
| Purity | Protein L or PEG purified |
| Buffer | 10 mM PBS |


| Product Description | |
|-------------------------|--|
| Description | 1.0 mg/ml of antibody purified from Bioreactor Concentrate. Prepared in 10mM PBS WITHOUT BSA & azide. Also available at 200 ug/ml WITH BSA & azide (NBP2-45169). Antibody with azide - store at 2 to 8C. Antibody without azide - store at -20 to -80C. |
| Host | Mouse |
| Gene ID | 5420 |
| Gene Symbol | PODXL |
| Species | Human, Rat, Rabbit |
| Marker | Hematopoietic Stem Cell Marker |
| Specificity/Sensitivity | Podocalyxin is a member of the CD34 transmembrane sialomucin family. It is over-expressed on the podocyte foot projections and plays essential roles in kidney development and homeostasis, blood filtration and urine formation. It is also expressed on vascular endothelia, hematopoietic progenitors and a subset of neurons. Overexpression of podocalyxin may be linked to more aggressive tumor behavior. Podocalyxin antibody can identify podocytes in the urine (podocyturia) that may indicate glomerular disease, pre-eclampsia, and other kidney pathology. |
| Immunogen | A recombinant protein fragment containing the intracellular, transmembrane, and part of the extracellular domain of human Podocalyxin Like (Uniprot: O00592) |

| Product Application Details | |
|-----------------------------|---|
| Applications | Western Blot, Flow Cytometry, Immunocytochemistry/ Immunofluorescence, Immunohistochemistry, Immunohistochemistry-Paraffin, CyTOF-ready, Immunofluorescence |
| Recommended Dilutions | Western Blot, Flow Cytometry 5 - 10 ul/million cells in 0.1ml, Immunohistochemistry, Immunocytochemistry/ Immunofluorescence 1-2 ug/ml, Immunohistochemistry-Paraffin 1:50 - 1:100, Immunofluorescence 1:25 - 1:50, CyTOF-ready |
| Application Notes | Immunohistochemistry (Formalin-fixed): 1-2ug/ml for 30 min at RT. Staining of formalin-fixed tissues requires heating tissue sections in 10mM Tris with 1mM EDTA, pH 9.0, for 45 min at 95C followed by cooling at RT for 20 minutes. Optimal dilution for a specific application should be determined. |

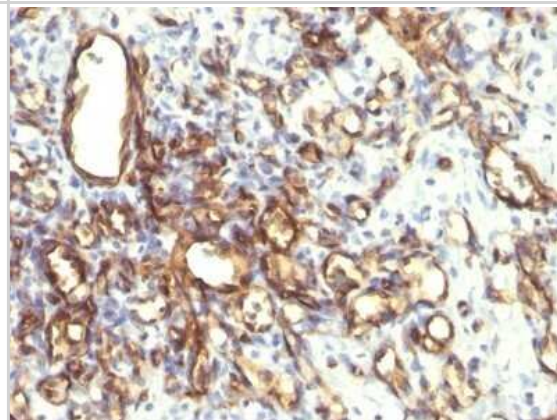


Images

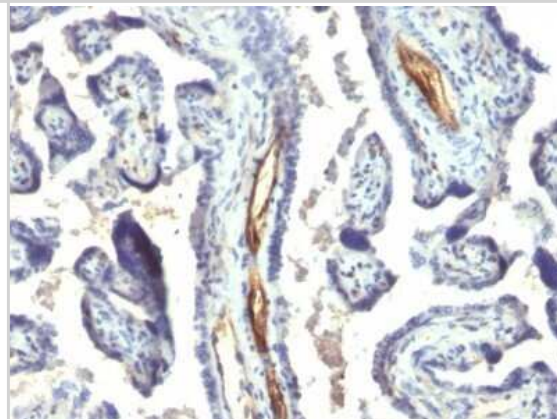
Western Blot: Podocalyxin Like Antibody (2A4) - Azide and BSA Free [NBP2-47750] - Western Blot Analysis of HeLa cell lysate using Podocalyxin Like Antibody (2A4).



Immunohistochemistry-Paraffin: Podocalyxin Like Antibody (2A4) - Azide and BSA Free [NBP2-47750] - Human Angiosarcoma stained with Podocalyxin Monoclonal Antibody (2A4).



Immunohistochemistry-Paraffin: Podocalyxin Like Antibody (2A4) - Azide and BSA Free [NBP2-47750] - Human Placenta stained with Podocalyxin Monoclonal Antibody (2A4).





Novus Biologicals USA

10730 E. Briarwood Avenue
Centennial, CO 80112
USA
Phone: 303.730.1950
Toll Free: 1.888.506.6887
Fax: 303.730.1966
nb-customerservice@bio-techne.com

Bio-Techne Canada

21 Canmotor Ave
Toronto, ON M8Z 4E6
Canada
Phone: 905.827.6400
Toll Free: 855.668.8722
Fax: 905.827.6402
canada.inquires@bio-techne.com

Bio-Techne Ltd

19 Barton Lane
Abingdon Science Park
Abingdon, OX14 3NB, United Kingdom
Phone: (44) (0) 1235 529449
Free Phone: 0800 37 34 15
Fax: (44) (0) 1235 533420
info.EMEA@bio-techne.com

General Contact Information

www.novusbio.com
Technical Support: nb-technical@bio-techne.com
Orders: nb-customerservice@bio-techne.com
General: novus@novusbio.com

Products Related to NBP2-47750-0.1mg

| | |
|------------------|---|
| HAF007 | Goat anti-Mouse IgG Secondary Antibody [HRP] |
| NB720-B | Rabbit anti-Mouse IgG (H+L) Secondary Antibody [Biotin] |
| NBP1-96975-0.5mg | Mouse IgM Kappa Light Chain Isotype Control (MMK) |
| NB110-41503PEP | Podocalyxin Like Antibody Blocking Peptide |

Limitations

This product is for research use only and is not approved for use in humans or in clinical diagnosis. Primary Antibodies are guaranteed for 1 year from date of receipt.

For more information on our 100% guarantee, please visit www.novusbio.com/guarantee

Earn gift cards/discounts by submitting a review: www.novusbio.com/reviews/submit/NBP2-47750

Earn gift cards/discounts by submitting a publication using this product:
www.novusbio.com/publications

