

Product Datasheet

Isocitrate Dehydrogenase 1/IDH1 Antibody (IDH1/1152) - Azide and BSA Free NBP2-47744-0.1mg

Unit Size: 0.1 mg

Store at -20 to -80C. Avoid freeze-thaw cycles.

www.novusbio.com



technical@novusbio.com

Protocols, Publications, Related Products, Reviews, Research Tools and Images at:
www.novusbio.com/NBP2-47744

Updated 10/23/2024 v.20.1

Earn rewards for product
reviews and publications.

Submit a publication at www.novusbio.com/publications

Submit a review at www.novusbio.com/reviews/destination/NBP2-47744



NBP2-47744-0.1mg

Isocitrate Dehydrogenase 1/IDH1 Antibody (IDH1/1152) - Azide and BSA Free

Product Information	
Unit Size	0.1 mg
Concentration	1.0 mg/ml
Storage	Store at -20 to -80C. Avoid freeze-thaw cycles.
Clonality	Monoclonal
Clone	IDH1/1152
Preservative	No Preservative
Isotype	IgG1 Kappa
Purity	Protein A or G purified
Buffer	1mM PBS

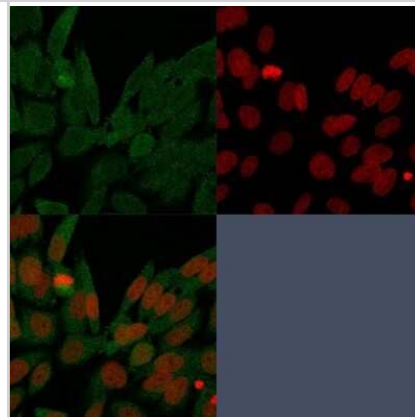
Product Description	
Description	1.0 mg/ml of antibody purified from Bioreactor Concentrate by Protein A/G. Prepared in 1mM PBS WITHOUT BSA & azide. Also available at 200 ug/ml WITH BSA & azide (NBP2-45156). Antibody with azide - store at 2 to 8C. Antibody without azide - store at -20 to -80 C.
Host	Mouse
Gene ID	3417
Gene Symbol	IDH1
Species	Human
Immunogen	Recombinant fragment of human Isocitrate Dehydrogenase 1/IDH1 protein (around aa 281-414) (exact sequence is proprietary) (Uniprot: O75874)

Product Application Details	
Applications	Immunocytochemistry/ Immunofluorescence, Immunohistochemistry, Immunohistochemistry-Paraffin
Recommended Dilutions	Immunohistochemistry, Immunocytochemistry/ Immunofluorescence, Immunohistochemistry-Paraffin 0.5 - 1.0 ug/ml
Application Notes	Immunohistochemistry (Formalin-fixed): 1-2ug/ml for 30 minutes at RT. Staining of formalin-fixed tissues requires heating tissue sections in 10mM Tris with 1mM EDTA, pH 9.0, for 45 min at 95C followed by cooling at RT for 20 minutes. Optimal dilution for a specific application should be determined.

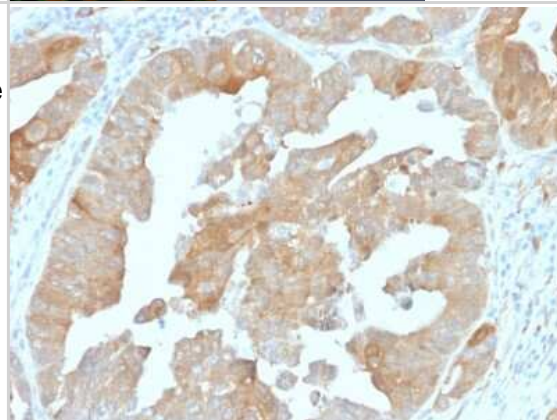


Images

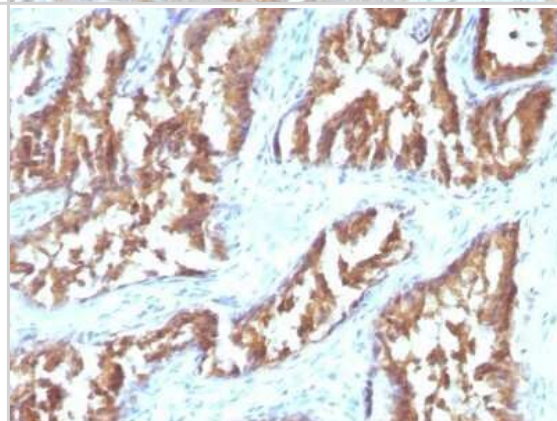
Immunocytochemistry/Immunofluorescence: Isocitrate Dehydrogenase 1/IDH1 Antibody (IDH1/1152) - Azide and BSA Free [NBP2-47744] - Immunofluorescence Analysis of PFA-fixed HeLa cells labeling IDH1. Isocitrate Dehydrogenase 1/IDH1 antibody (IDH1/1152) followed by goat anti-mouse IgG-CF488 (green). Nuclei counterstained with RedDot.



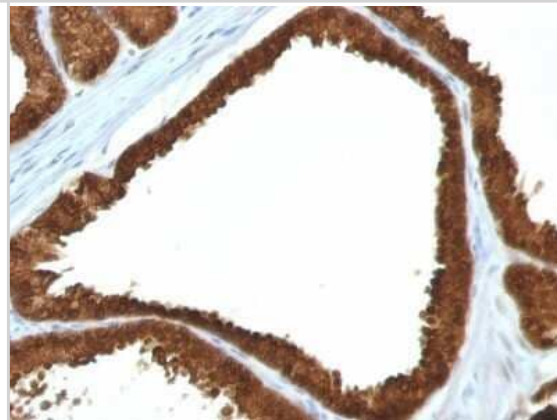
Immunohistochemistry-Paraffin: Isocitrate Dehydrogenase 1/IDH1 Antibody (IDH1/1152) - Azide and BSA Free [NBP2-47744] - Formalin-fixed, paraffin-embedded human Colon Carcinoma stained with Isocitrate Dehydrogenase 1/IDH1 Mouse Monoclonal Antibody (Isocitrate Dehydrogenase 1/IDH1/1152).



Immunohistochemistry-Paraffin: Isocitrate Dehydrogenase 1/IDH1 Antibody (IDH1/1152) - Azide and BSA Free [NBP2-47744] - Human Prostate Carcinoma stained with IDH1 Monoclonal Antibody (IDH1/1152).



Immunohistochemistry-Paraffin: Isocitrate Dehydrogenase 1/IDH1 Antibody (IDH1/1152) - Azide and BSA Free [NBP2-47744] - Human Colon Carcinoma stained with IDH1 Monoclonal Antibody (IDH1/1152).





Novus Biologicals USA

10730 E. Briarwood Avenue
Centennial, CO 80112
USA
Phone: 303.730.1950
Toll Free: 1.888.506.6887
Fax: 303.730.1966
nb-customerservice@bio-techne.com

Bio-Techne Canada

21 Canmotor Ave
Toronto, ON M8Z 4E6
Canada
Phone: 905.827.6400
Toll Free: 855.668.8722
Fax: 905.827.6402
canada.inquires@bio-techne.com

Bio-Techne Ltd

19 Barton Lane
Abingdon Science Park
Abingdon, OX14 3NB, United Kingdom
Phone: (44) (0) 1235 529449
Free Phone: 0800 37 34 15
Fax: (44) (0) 1235 533420
info.EMEA@bio-techne.com

General Contact Information

www.novusbio.com
Technical Support: nb-technical@bio-techne.com
Orders: nb-customerservice@bio-techne.com
General: novus@novusbio.com

Products Related to NBP2-47744-0.1mg

HAF007	Goat anti-Mouse IgG Secondary Antibody [HRP]
NB720-B	Rabbit anti-Mouse IgG (H+L) Secondary Antibody [Biotin]
NBP1-43319-0.5mg	Mouse IgG1 Kappa Isotype Control (P3.6.2.8.1)
NBP2-34091PEP	Isocitrate Dehydrogenase 1/IDH1 Recombinant Protein Antigen

Limitations

This product is for research use only and is not approved for use in humans or in clinical diagnosis. Primary Antibodies are guaranteed for 1 year from date of receipt.

For more information on our 100% guarantee, please visit www.novusbio.com/guarantee

Earn gift cards/discounts by submitting a review: www.novusbio.com/reviews/submit/NBP2-47744

Earn gift cards/discounts by submitting a publication using this product:
www.novusbio.com/publications

