

# Product Datasheet

## SUMO2 Antibody (SUMO2/1199) - Azide and BSA Free NBP2-47710-0.1mg

Unit Size: 0.1 mg

Store at -20 to -80C. Avoid freeze-thaw cycles.

[www.novusbio.com](http://www.novusbio.com)



[technical@novusbio.com](mailto:technical@novusbio.com)

Protocols, Publications, Related Products, Reviews, Research Tools and Images at:  
[www.novusbio.com/NBP2-47710](http://www.novusbio.com/NBP2-47710)

Updated 10/23/2024 v.20.1

Earn rewards for product  
reviews and publications.

Submit a publication at [www.novusbio.com/publications](http://www.novusbio.com/publications)

Submit a review at [www.novusbio.com/reviews/destination/NBP2-47710](http://www.novusbio.com/reviews/destination/NBP2-47710)



**NBP2-47710-0.1mg**

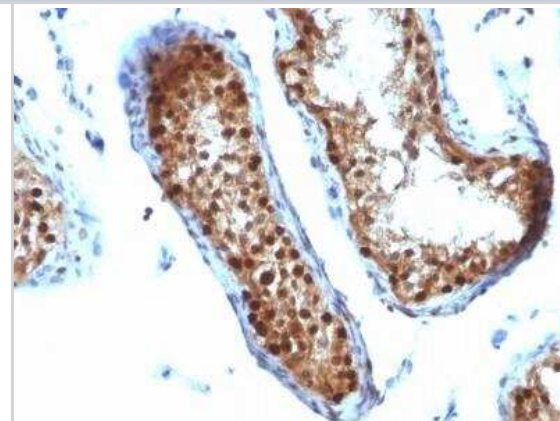
SUMO2 Antibody (SUMO2/1199) - Azide and BSA Free

<b>Product Information</b>	
<b>Unit Size</b>	0.1 mg
<b>Concentration</b>	1.0 mg/ml
<b>Storage</b>	Store at -20 to -80C. Avoid freeze-thaw cycles.
<b>Clonality</b>	Monoclonal
<b>Clone</b>	SUMO2/1199
<b>Preservative</b>	No Preservative
<b>Isotype</b>	IgG1 Kappa
<b>Purity</b>	Protein A or G purified
<b>Buffer</b>	10 mM PBS
<b>Product Description</b>	
<b>Description</b>	1.0 mg/ml of antibody purified from Bioreactor Concentrate by Protein A/G. Prepared in 10mM PBS WITHOUT BSA & azide. Also available at 200 ug/ml WITH BSA & azide (NBP2-44477).  Antibody with azide - store at 2 to 8C. Antibody without azide - store at -20 to -80C.
<b>Host</b>	Mouse
<b>Gene ID</b>	6613
<b>Gene Symbol</b>	SUMO2
<b>Species</b>	Human, Rat
<b>Reactivity Notes</b>	Predicted to show a broad species reactivity.
<b>Immunogen</b>	Recombinant human SUMO2 protein (Uniprot: P55854)
<b>Product Application Details</b>	
<b>Applications</b>	Flow Cytometry, Immunocytochemistry/ Immunofluorescence, Immunohistochemistry, Immunohistochemistry-Paraffin, CyTOF-ready, Immunofluorescence
<b>Recommended Dilutions</b>	Flow Cytometry 0.5 - 1 ug/million cells in 0.1 ml, Immunohistochemistry, Immunocytochemistry/ Immunofluorescence 1-2 ug/ml, Immunohistochemistry-Paraffin 0.5 - 1.0 ug/ml, Immunofluorescence 0.5 - 1.0 ug/ml, CyTOF-ready
<b>Application Notes</b>	Immunohistochemistry (Formalin-fixed): 1-2ug/ml for 30 minutes at RT. Staining of formalin-fixed tissues requires heating tissue sections in 10mM Tris with 1mM EDTA, pH 9.0, for 45 min at 95C followed by cooling at RT for 20 minutes. Optimal dilution for a specific application should be determined.

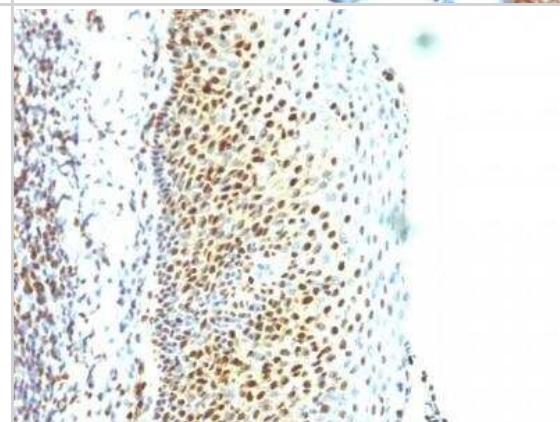


**Images**

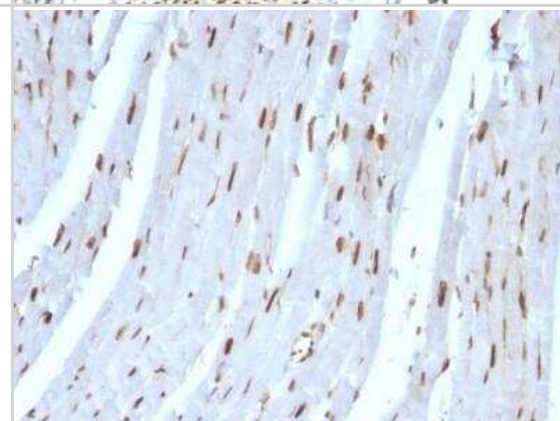
Immunohistochemistry-Paraffin: SUMO2 Antibody (SUMO2/1199) - Azide and BSA Free [NBP2-47710] - Human Testicular Carcinoma stained with SUMO-2 Monoclonal Antibody (SUMO2/1199)



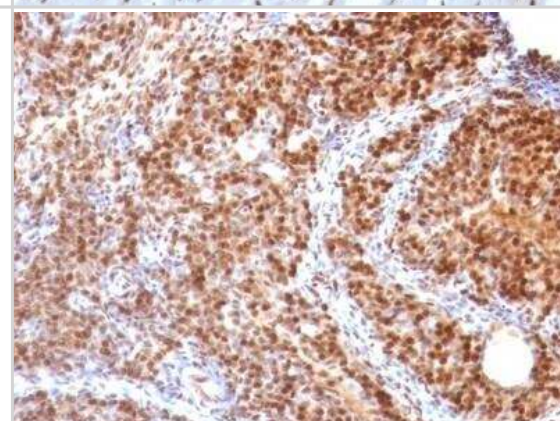
Immunohistochemistry-Paraffin: SUMO2 Antibody (SUMO2/1199) - Azide and BSA Free [NBP2-47710] - Human Tonsil stained with SUMO-2 Monoclonal Antibody (SUMO2/1199)



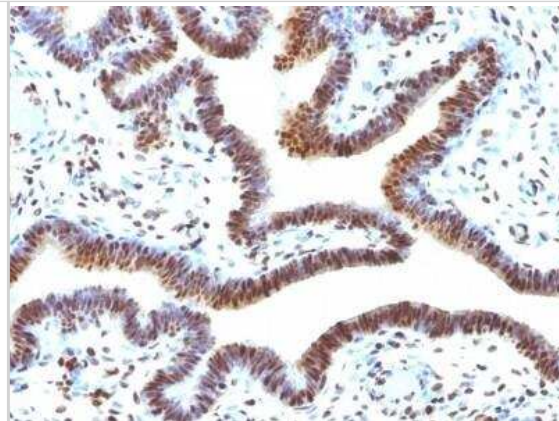
Immunohistochemistry-Paraffin: SUMO2 Antibody (SUMO2/1199) - Azide and BSA Free [NBP2-47710] - Rat Heart stained with SUMO-2 Monoclonal Antibody (SUMO2/1199)



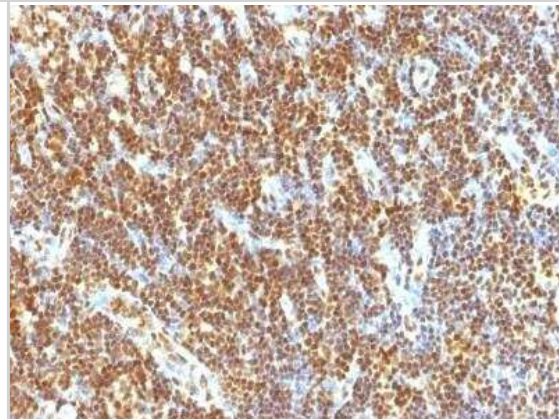
Immunohistochemistry-Paraffin: SUMO2 Antibody (SUMO2/1199) - Azide and BSA Free [NBP2-47710] - Rat Ovary stained with SUMO-2 Monoclonal Antibody (SUMO2/1199)



Immunohistochemistry-Paraffin: SUMO2 Antibody (SUMO2/1199) - Azide and BSA Free [NBP2-47710] - Human Ovarian Carcinoma stained with SUMO-2 Monoclonal Antibody (SUMO2/1199)



Immunohistochemistry-Paraffin: SUMO2 Antibody (SUMO2/1199) - Azide and BSA Free [NBP2-47710] - Human Tonsil stained with SUMO-2 Monoclonal Antibody (SUMO2/1199)





### Novus Biologicals USA

10730 E. Briarwood Avenue  
Centennial, CO 80112  
USA  
Phone: 303.730.1950  
Toll Free: 1.888.506.6887  
Fax: 303.730.1966  
nb-customerservice@bio-techne.com

### Bio-Techne Canada

21 Canmotor Ave  
Toronto, ON M8Z 4E6  
Canada  
Phone: 905.827.6400  
Toll Free: 855.668.8722  
Fax: 905.827.6402  
canada.inquires@bio-techne.com

### Bio-Techne Ltd

19 Barton Lane  
Abingdon Science Park  
Abingdon, OX14 3NB, United Kingdom  
Phone: (44) (0) 1235 529449  
Free Phone: 0800 37 34 15  
Fax: (44) (0) 1235 533420  
info.EMEA@bio-techne.com

### General Contact Information

www.novusbio.com  
Technical Support: nb-technical@bio-techne.com  
Orders: nb-customerservice@bio-techne.com  
General: novus@novusbio.com

### Products Related to NBP2-47710-0.1mg

---

HAF007	Goat anti-Mouse IgG Secondary Antibody [HRP]
NB720-B	Rabbit anti-Mouse IgG (H+L) Secondary Antibody [Biotin]
NBP1-43319-0.5mg	Mouse IgG1 Kappa Isotype Control (P3.6.2.8.1)
NBP2-46758PEP	SUMO2 Recombinant Protein Antigen

---

### Limitations

This product is for research use only and is not approved for use in humans or in clinical diagnosis. Primary Antibodies are guaranteed for 1 year from date of receipt.

For more information on our 100% guarantee, please visit [www.novusbio.com/guarantee](http://www.novusbio.com/guarantee)

Earn gift cards/discounts by submitting a review: [www.novusbio.com/reviews/submit/NBP2-47710](http://www.novusbio.com/reviews/submit/NBP2-47710)

Earn gift cards/discounts by submitting a publication using this product:  
[www.novusbio.com/publications](http://www.novusbio.com/publications)

