

Product Datasheet

ACTH Antibody (CLIP/1407) - Azide and BSA Free NBP2-47683-0.1mg

Unit Size: 0.1 mg

Store at -20 to -80C. Avoid freeze-thaw cycles.

www.novusbio.com



technical@novusbio.com

Protocols, Publications, Related Products, Reviews, Research Tools and Images at:
www.novusbio.com/NBP2-47683

Updated 10/23/2024 v.20.1

Earn rewards for product
reviews and publications.

Submit a publication at www.novusbio.com/publications

Submit a review at www.novusbio.com/reviews/destination/NBP2-47683



NBP2-47683-0.1mg

ACTH Antibody (CLIP/1407) - Azide and BSA Free

Product Information	
Unit Size	0.1 mg
Concentration	1.0 mg/ml
Storage	Store at -20 to -80C. Avoid freeze-thaw cycles.
Clonality	Monoclonal
Clone	CLIP/1407
Preservative	No Preservative
Isotype	IgG1 Kappa
Purity	Protein A or G purified
Buffer	10 mM PBS

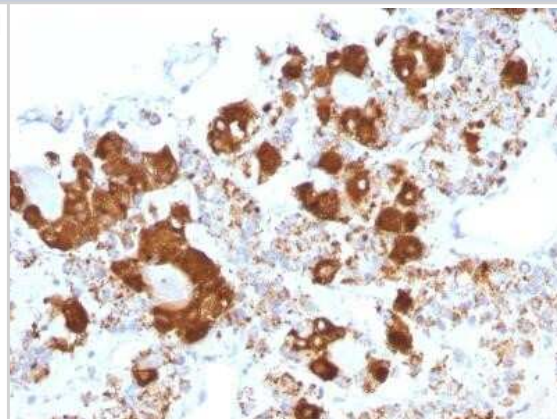
Product Description	
Description	<p>1.0 mg/ml of antibody purified from Bioreactor Concentrate by Protein A/G. Prepared in 10mM PBS WITHOUT BSA & azide. Also available at 200 ug/ml WITH BSA & azide (NBP2-47658).</p> <p>Antibody with azide - store at 2 to 8C. Antibody without azide - store at -20 to -80 C.</p>
Host	Mouse
Gene ID	5443
Gene Symbol	POMC
Species	Human
Marker	Pituitary Marker
Specificity/Sensitivity	<p>ACTH (same as Corticotropin) is a 39 amino acid active peptide produced by the anterior pituitary. This monoclonal antibody is specific to CLIP (aa25-39 of ACTH); does not react with Synacthen (aa1-24 of ACTH). POMC (pro-opiomelanocortin or corticotropin-lipotropin) is a 267 amino acid polypeptide hormone precursor that goes through extensive, tissue-specific posttranslational processing by convertases. POMC is cleaved into ten hormone chains named NPP, ACTH, alpha-MSH (Melanocyte Stimulating Hormone), beta-MSH, gamma-MSH, CLIP (corticotropin-like intermediary peptide), Lipotropin-beta, Lipotropin-gamma, beta-endorphin and Met-enkephalin. ACTH is also produced by cells of immune system (T-cells, B-cells, and macrophages) in response to stimuli associated with stress. Anti-ACTH is a useful marker in classification of pituitary tumors and the study of pituitary disease. It reacts with ACTH-producing cells (corticotrophs). It also may react with other tumors (e.g. some small cell carcinomas of the lung) causing paraneoplastic syndromes by secreting ACTH.</p>
Immunogen	Synthetic peptide corresponding to (aa 162-176) of human ACTH (NGAEDESAEAFPLEF) (Uniprot: P01189)

Product Application Details	
Applications	Immunohistochemistry, Immunohistochemistry-Paraffin, CyTOF-ready
Recommended Dilutions	Immunohistochemistry, Immunohistochemistry-Paraffin 0.5-1ug/ml, CyTOF-ready
Application Notes	Immunohistochemistry (Formalin-fixed): 1-2ug/ml for 30 minutes at RT. Staining of formalin-fixed tissues requires heating tissue sections in 10mM Tris with 1mM EDTA, pH 9.0, for 45 min at 95C followed by cooling at RT for 20 minutes. Optimal dilution for a specific application should be determined.

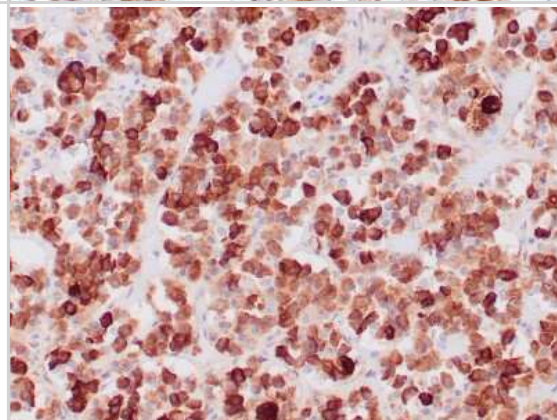


Images

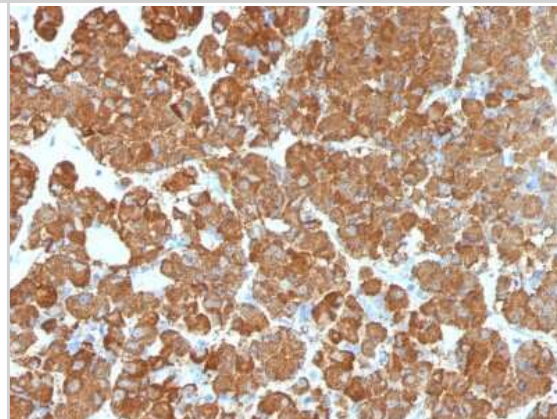
Immunohistochemistry-Paraffin: ACTH Antibody (CLIP/1407) - Azide and BSA Free [NBP2-47683] - Formalin-fixed, paraffin-embedded Human Pituitary stained with ACTH Monoclonal Antibody (CLIP/1407).



Immunohistochemistry-Paraffin: ACTH Antibody (CLIP/1407) - Azide and BSA Free [NBP2-47683] - Formalin-fixed, paraffin-embedded human pituitary adenoma stained with ACTH Mouse Monoclonal Antibody (CLIP/1407).



Immunohistochemistry-Paraffin: ACTH Antibody (CLIP/1407) - Azide and BSA Free [NBP2-47683] - Formalin-fixed, paraffin-embedded human pituitary gland stained with ACTH Mouse Monoclonal Antibody (CLIP/1407).





Novus Biologicals USA

10730 E. Briarwood Avenue
Centennial, CO 80112
USA
Phone: 303.730.1950
Toll Free: 1.888.506.6887
Fax: 303.730.1966
nb-customerservice@bio-techne.com

Bio-Techne Canada

21 Canmotor Ave
Toronto, ON M8Z 4E6
Canada
Phone: 905.827.6400
Toll Free: 855.668.8722
Fax: 905.827.6402
canada.inquires@bio-techne.com

Bio-Techne Ltd

19 Barton Lane
Abingdon Science Park
Abingdon, OX14 3NB, United Kingdom
Phone: (44) (0) 1235 529449
Free Phone: 0800 37 34 15
Fax: (44) (0) 1235 533420
info.EMEA@bio-techne.com

General Contact Information

www.novusbio.com
Technical Support: nb-technical@bio-techne.com
Orders: nb-customerservice@bio-techne.com
General: novus@novusbio.com

Products Related to NBP2-47683-0.1mg

HAF007	Goat anti-Mouse IgG Secondary Antibody [HRP]
NB720-B	Rabbit anti-Mouse IgG (H+L) Secondary Antibody [Biotin]
NBP1-43319-0.5mg	Mouse IgG1 Kappa Isotype Control (P3.6.2.8.1)
210-TA-005	TNF-alpha [Unconjugated]

Limitations

This product is for research use only and is not approved for use in humans or in clinical diagnosis. Primary Antibodies are guaranteed for 1 year from date of receipt.

For more information on our 100% guarantee, please visit www.novusbio.com/guarantee

Earn gift cards/discounts by submitting a review: www.novusbio.com/reviews/submit/NBP2-47683

Earn gift cards/discounts by submitting a publication using this product:
www.novusbio.com/publications

