

# Product Datasheet

## TNF-alpha Antibody (TNFA/1172) - Azide and BSA Free NBP2-47675-0.1mg

Unit Size: 0.1 mg

Store at -20 to -80C. Avoid freeze-thaw cycles.

[www.novusbio.com](http://www.novusbio.com)



[technical@novusbio.com](mailto:technical@novusbio.com)

Protocols, Publications, Related Products, Reviews, Research Tools and Images at:  
[www.novusbio.com/NBP2-47675](http://www.novusbio.com/NBP2-47675)

Updated 10/23/2024 v.20.1

Earn rewards for product  
reviews and publications.

Submit a publication at [www.novusbio.com/publications](http://www.novusbio.com/publications)

Submit a review at [www.novusbio.com/reviews/destination/NBP2-47675](http://www.novusbio.com/reviews/destination/NBP2-47675)



**NBP2-47675-0.1mg**

TNF-alpha Antibody (TNFA/1172) - Azide and BSA Free

Product Information	
Unit Size	0.1 mg
Concentration	1.0 mg/ml
Storage	Store at -20 to -80C. Avoid freeze-thaw cycles.
Clonality	Monoclonal
Clone	TNFA/1172
Preservative	No Preservative
Isotype	IgM Kappa
Purity	Protein L or PEG purified
Buffer	10 mM PBS
Target Molecular Weight	17 kDa

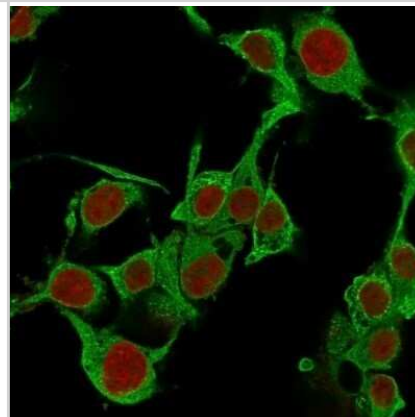
Product Description	
Description	1.0 mg/ml of antibody purified from Bioreactor Concentrate. Prepared in 10mM PBS WITHOUT BSA & azide. Also available at 200 ug/ml WITH BSA & azide (NBP2-45331).  Antibody with azide - store at 2 to 8C. Antibody without azide - store at -20 to -80C.
Host	Mouse
Gene ID	7124
Gene Symbol	TNF
Species	Human, Rat
Immunogen	Recombinant full-length human TNF-alpha protein (Uniprot: P01375)

Product Application Details	
Applications	Flow Cytometry, Immunocytochemistry/ Immunofluorescence, Immunohistochemistry, Immunohistochemistry-Paraffin, CyTOF-ready, Immunofluorescence
Recommended Dilutions	Flow Cytometry 0.5 - 1 ug/million cells in 0.1 ml, Immunohistochemistry, Immunocytochemistry/ Immunofluorescence, Immunohistochemistry-Paraffin 2 - 4ug/ml, Immunofluorescence 1 - 2 ug/ml, CyTOF-ready
Application Notes	Immunohistochemistry (Formalin-fixed): 2-4ug/ml for 30 min at RT. Staining of formalin-fixed tissues requires heating tissue sections in 10mM Tris with 1mM EDTA, pH 9.0, for 45 min at 95C followed by cooling at RT for 20 minutes. Optimal dilution for a specific application should be determined.

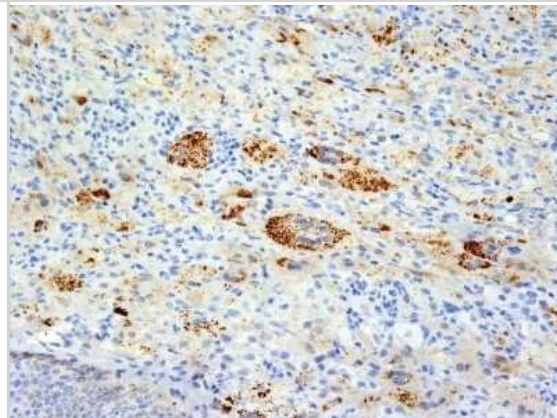


## Images

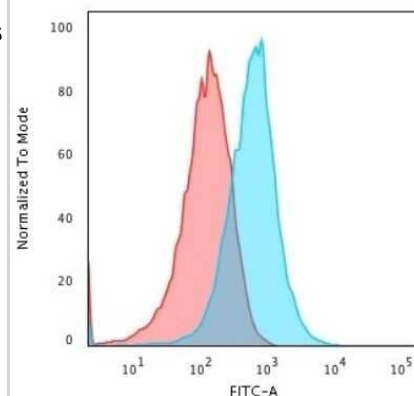
Immunocytochemistry/Immunofluorescence: TNF-alpha Antibody (TNFA/1172) - Azide and BSA Free [NBP2-47675] - Immunofluorescence Analysis of PFA-fixed HePG2 cells labeling TNF-alpha with TNF-alpha Antibody (TNFA/1172) followed by Goat anti-Mouse IgG-CF488 (Green). The nuclear counterstain is Red Dot.



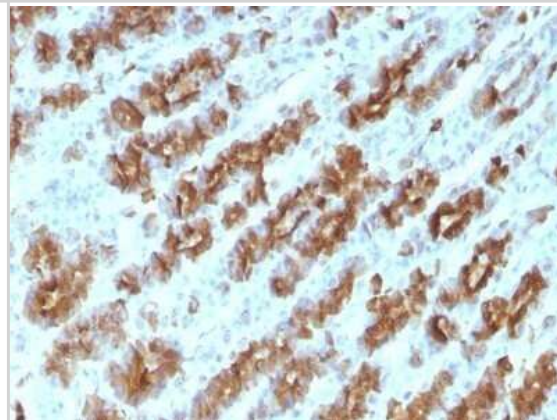
Immunohistochemistry-Paraffin: TNF-alpha Antibody (TNFA/1172) - Azide and BSA Free [NBP2-47675] - Human Erdheim Chester disease (also known as polyostotic lerosing histiocytosis) stained with TNF alpha Monoclonal Antibody (TNFA/1172).



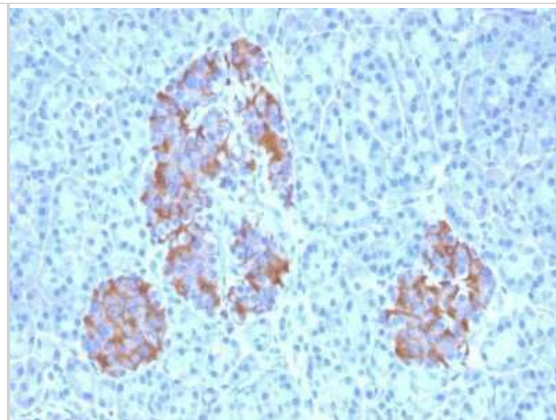
Flow Cytometry: TNF-alpha Antibody (TNFA/1172) - Azide and BSA Free [NBP2-47675] - Flow Cytometric Analysis of PFA-fixed HePG2 cells using TNF-alpha Antibody (TNFA/1172). followed by Goat anti- Mouse-IgG-CF488 (Blue); Isotype Control (Red).



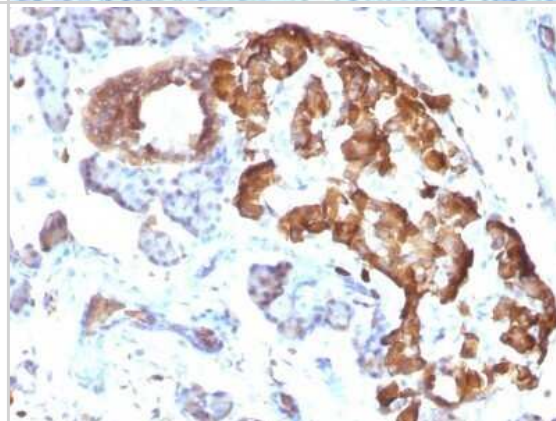
Immunohistochemistry-Paraffin: TNF-alpha Antibody (TNFA/1172) - Azide and BSA Free [NBP2-47675] - Rat Stomach stained with TNF alpha Monoclonal Antibody (TNFA/1172)



Immunohistochemistry-Paraffin: TNF-alpha Antibody (TNFA/1172) - Azide and BSA Free [NBP2-47675] - Formalin-fixed, paraffin-embedded human Pancreas stained with TNF-alpha Antibody (TNFA/1172).



Immunohistochemistry-Paraffin: TNF-alpha Antibody (TNFA/1172) - Azide and BSA Free [NBP2-47675] - Rat Pancreas stained with TNF alpha Monoclonal Antibody (TNFA/1172)





### **Novus Biologicals USA**

10730 E. Briarwood Avenue  
Centennial, CO 80112  
USA  
Phone: 303.730.1950  
Toll Free: 1.888.506.6887  
Fax: 303.730.1966  
nb-customerservice@bio-techne.com

### **Bio-Techne Canada**

21 Canmotor Ave  
Toronto, ON M8Z 4E6  
Canada  
Phone: 905.827.6400  
Toll Free: 855.668.8722  
Fax: 905.827.6402  
canada.inquires@bio-techne.com

### **Bio-Techne Ltd**

19 Barton Lane  
Abingdon Science Park  
Abingdon, OX14 3NB, United Kingdom  
Phone: (44) (0) 1235 529449  
Free Phone: 0800 37 34 15  
Fax: (44) (0) 1235 533420  
info.EMEA@bio-techne.com

### **General Contact Information**

www.novusbio.com  
Technical Support: nb-technical@bio-techne.com  
Orders: nb-customerservice@bio-techne.com  
General: novus@novusbio.com

### **Products Related to NBP2-47675-0.1mg**

---

HAF007	Goat anti-Mouse IgG Secondary Antibody [HRP]
NB720-B	Rabbit anti-Mouse IgG (H+L) Secondary Antibody [Biotin]
NBP1-96975-0.5mg	Mouse IgM Kappa Light Chain Isotype Control (MMK)
NBP2-35076-10ug	Recombinant Human TNF-alpha Protein

---

### **Limitations**

This product is for research use only and is not approved for use in humans or in clinical diagnosis. Primary Antibodies are guaranteed for 1 year from date of receipt.

For more information on our 100% guarantee, please visit [www.novusbio.com/guarantee](http://www.novusbio.com/guarantee)

Earn gift cards/discounts by submitting a review: [www.novusbio.com/reviews/submit/NBP2-47675](http://www.novusbio.com/reviews/submit/NBP2-47675)

Earn gift cards/discounts by submitting a publication using this product:  
[www.novusbio.com/publications](http://www.novusbio.com/publications)

