

Product Datasheet

Cbx2 Antibody - BSA Free NBP2-47524

Unit Size: 0.1 ml

Store at 4C short term. Aliquot and store at -20C long term. Avoid freeze-thaw cycles.

www.novusbio.com



technical@novusbio.com

Publications: 1

Protocols, Publications, Related Products, Reviews, Research Tools and Images at:
www.novusbio.com/NBP2-47524

Updated 1/22/2026 v.20.1

Earn rewards for product
reviews and publications.

Submit a publication at www.novusbio.com/publications

Submit a review at www.novusbio.com/reviews/destination/NBP2-47524



NBP2-47524

Cbx2 Antibody - BSA Free

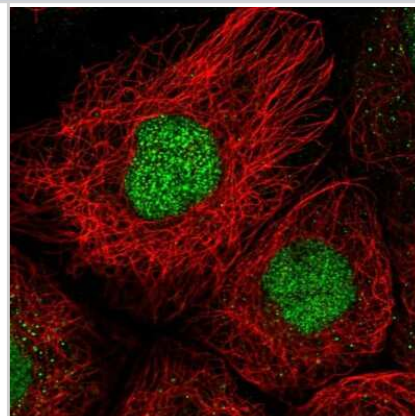
Product Information	
Unit Size	0.1 ml
Concentration	Concentrations vary lot to lot. See vial label for concentration. If unlisted please contact technical services.
Storage	Store at 4C short term. Aliquot and store at -20C long term. Avoid freeze-thaw cycles.
Clonality	Polyclonal
Preservative	0.02% Sodium Azide
Isotype	IgG
Purity	Affinity purified
Buffer	PBS (pH 7.2) and 40% Glycerol

Product Description	
Description	Novus Biologicals Rabbit Cbx2 Antibody - BSA Free (NBP2-47524) is a polyclonal antibody validated for use in IHC and ICC/IF. Anti-Cbx2 Antibody: Cited in 1 publication. All Novus Biologicals antibodies are covered by our 100% guarantee.
Host	Rabbit
Gene ID	84733
Gene Symbol	CBX2
Species	Human
Immunogen	This antibody was developed against a recombinant protein corresponding to amino acids: KRDCVKGSATPSGQESRTAPGEARKAATLPEMSAGEESSSSDSDPDSASPPS TGQNPSVSVQTSQDWKPTRSLIEHVFVTDVTANLITVTVKESPTSV

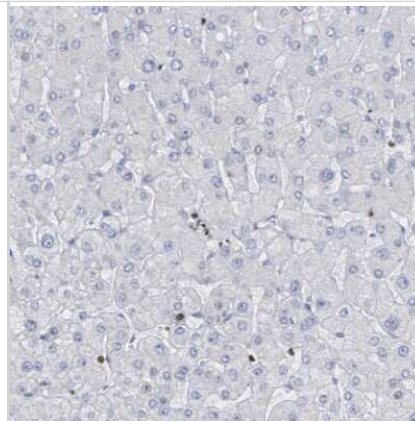
Product Application Details	
Applications	Immunohistochemistry-Paraffin, Immunocytochemistry/ Immunofluorescence, Immunohistochemistry
Recommended Dilutions	Immunohistochemistry 1:50 - 1:200, Immunocytochemistry/ Immunofluorescence 0.25-2 ug/ml, Immunohistochemistry-Paraffin 1:50 - 1:200
Application Notes	IHC-Paraffin, HIER pH 6 retrieval is recommended. ICC/IF, Fixation Permeabilization: Use PFA/Triton X-100.

Images

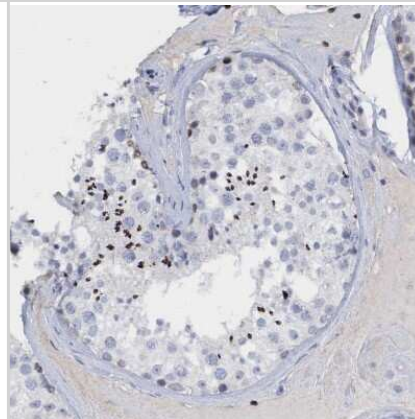
Immunocytochemistry/Immunofluorescence: Cbx2 Antibody [NBP2-47524] - Staining of human cell line A-431 shows localization to nucleoplasm. Antibody staining is shown in green.



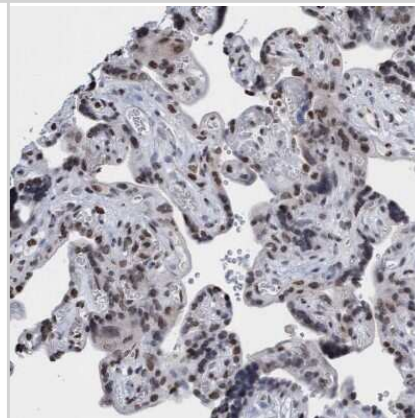
Immunohistochemistry-Paraffin: Cbx2 Antibody [NBP2-47524] - Staining of human liver shows no positivity in hepatocytes as expected.



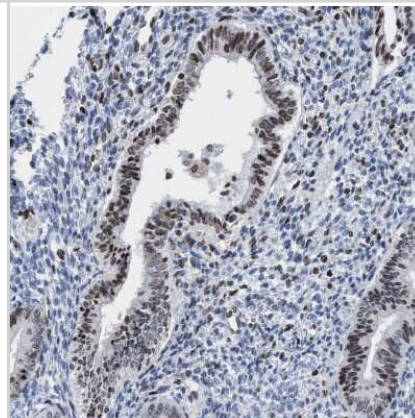
Immunohistochemistry-Paraffin: Cbx2 Antibody [NBP2-47524] - Staining of human testis shows strong nuclear positivity in cells in seminiferous ducts.



Immunohistochemistry-Paraffin: Cbx2 Antibody [NBP2-47524] - Staining of human placenta shows moderate nuclear positivity in trophoblastic cells.



Immunohistochemistry-Paraffin: Cbx2 Antibody [NBP2-47524] - Staining of human endometrium shows moderate nuclear positivity in glandular cells.



Publications

Brubaker LW, Backos DS, Nguyen VT et al. Novel chromobox 2 inhibitory peptide decreases tumor progression Expert opinion on therapeutic targets 2023-05-27 [PMID: 37243607] (Immunohistochemistry)



Novus Biologicals USA

10730 E. Briarwood Avenue
Centennial, CO 80112
USA

Phone: 303.730.1950

Toll Free: 1.888.506.6887

Fax: 303.730.1966

nb-customerservice@bio-techne.com

Bio-Techne Canada

21 Canmotor Ave
Toronto, ON M8Z 4E6
Canada

Phone: 905.827.6400

Toll Free: 855.668.8722

Fax: 905.827.6402

canada.inquires@bio-techne.com

Bio-Techne Ltd

19 Barton Lane
Abingdon Science Park
Abingdon, OX14 3NB, United Kingdom

Phone: (44) (0) 1235 529449

Free Phone: 0800 37 34 15

Fax: (44) (0) 1235 533420

info.EMEA@bio-techne.com

General Contact Information

www.novusbio.com

Technical Support: nb-technical@bio-techne.com

Orders: nb-customerservice@bio-techne.com

General: novus@novusbio.com

Products Related to NBP2-47524

NBP2-47524PEP	Cbx2 Recombinant Protein Antigen
HAF008	Goat anti-Rabbit IgG Secondary Antibody [HRP]
NB7160	Goat anti-Rabbit IgG (H+L) Secondary Antibody [HRP]
NBP2-24891	Rabbit IgG Isotype Control

Limitations

This product is for research use only and is not approved for use in humans or in clinical diagnosis. Primary Antibodies are guaranteed for 1 year from date of receipt.

For more information on our 100% guarantee, please visit www.novusbio.com/guarantee

Earn gift cards/discounts by submitting a review: www.novusbio.com/reviews/submit/NBP2-47524

Earn gift cards/discounts by submitting a publication using this product:
www.novusbio.com/publications

