

Product Datasheet

HA95/AKAP8L Antibody - BSA Free NBP2-47440

Unit Size: 0.1 ml

Store at 4C short term. Aliquot and store at -20C long term. Avoid freeze-thaw cycles.

www.novusbio.com



technical@novusbio.com

Publications: 1

Protocols, Publications, Related Products, Reviews, Research Tools and Images at:
www.novusbio.com/NBP2-47440

Updated 2/23/2025 v.20.1

Earn rewards for product
reviews and publications.

Submit a publication at www.novusbio.com/publications

Submit a review at www.novusbio.com/reviews/destination/NBP2-47440



NBP2-47440

HA95/AKAP8L Antibody - BSA Free

Product Information

Unit Size	0.1 ml
Concentration	Concentrations vary lot to lot. See vial label for concentration. If unlisted please contact technical services.
Storage	Store at 4C short term. Aliquot and store at -20C long term. Avoid freeze-thaw cycles.
Clonality	Polyclonal
Preservative	0.02% Sodium Azide
Isotype	IgG
Purity	Immunogen affinity purified
Buffer	PBS (pH 7.2) and 40% Glycerol

Product Description

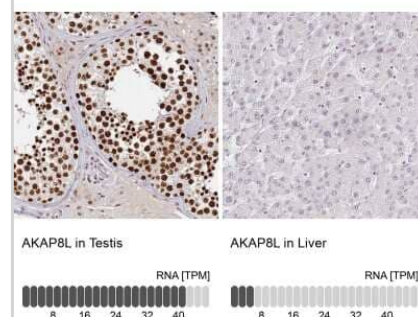
Host	Rabbit
Gene ID	26993
Gene Symbol	AKAP8L
Species	Human
Immunogen	This antibody was developed against a recombinant protein corresponding to amino acids: DEEGKEDGREEGKEDPEKGALTTQDENGQTKRKLQAGKKSQDKQKKRQRDR MVERIQFVCSLCKYRTFYEDEMASHLDSKFHKEHFKYVGTKLPKQTAD

Product Application Details

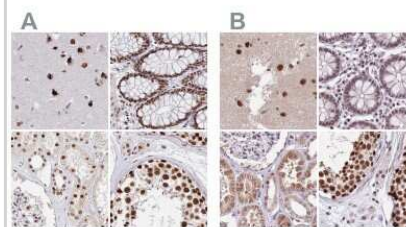
Applications	Western Blot, Immunocytochemistry/ Immunofluorescence, Immunohistochemistry, Immunohistochemistry-Paraffin
Recommended Dilutions	Western Blot 0.04-0.4 ug/ml, Immunohistochemistry 1:200 - 1:500, Immunocytochemistry/ Immunofluorescence 0.25-2 ug/ml, Immunohistochemistry-Paraffin 1:200 - 1:500
Application Notes	For IHC-Paraffin, HIER pH 6 retrieval is recommended. ICCIF Fixation Permeabilization: Use PFA/Triton X-100.

Images

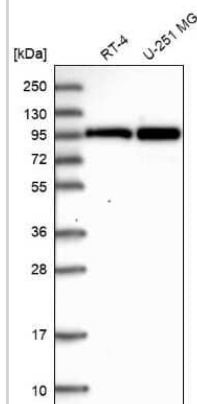
Immunohistochemistry-Paraffin: HA95/AKAP8L Antibody [NBP2-47440] - Staining in human testis and liver tissues using anti-AKAP8L antibody. Corresponding AKAP8L RNA-seq data are presented for the same tissues.



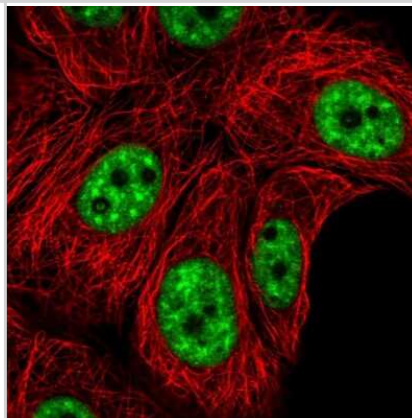
Immunohistochemistry-Paraffin: HA95/AKAP8L Antibody [NBP2-47440] - Staining of human cerebral cortex, colon, kidney and testis using Anti-AKAP8L antibody NBP2-47440 (A) shows similar protein distribution across tissues to independent antibody NBP2-47441 (B).



Western Blot: HA95/AKAP8L Antibody [NBP2-47440] - Analysis in human cell line RT-4 and human cell line U-251 MG.



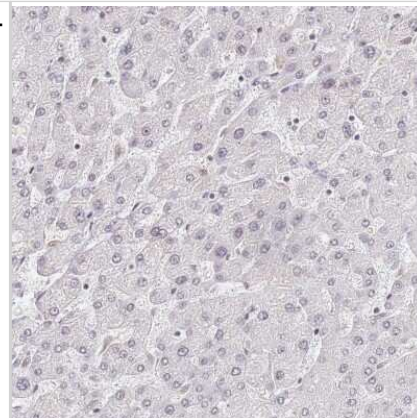
Immunocytochemistry/Immunofluorescence: HA95/AKAP8L Antibody [NBP2-47440] - Immunofluorescent staining of human cell line MCF7 shows localization to nuclear speckles.



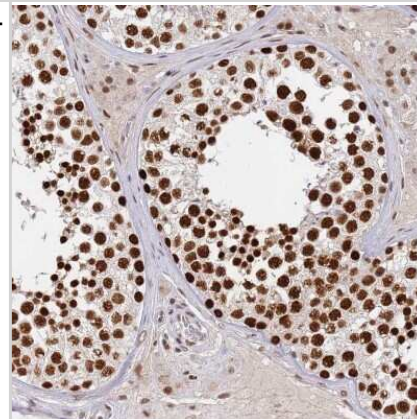
Immunohistochemistry-Paraffin: HA95/AKAP8L Antibody [NBP2-47440] - Staining of human cerebral cortex.



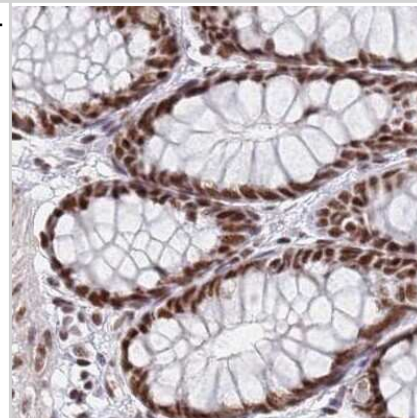
Immunohistochemistry-Paraffin: HA95/AKAP8L Antibody [NBP2-47440] - Staining of human liver shows low expression as expected.



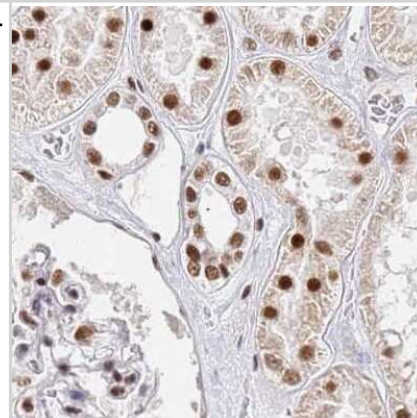
Immunohistochemistry-Paraffin: HA95/AKAP8L Antibody [NBP2-47440] - Staining of human testis shows high expression.



Immunohistochemistry-Paraffin: HA95/AKAP8L Antibody [NBP2-47440] - Staining of human colon.



Immunohistochemistry-Paraffin: HA95/AKAP8L Antibody [NBP2-47440] - Staining of human kidney.



Publications

Zhang R, Liu L, Wang F et al. AKAP8L enhances the stemness and chemoresistance of gastric cancer cells by stabilizing SCD1 mRNA Research Square 2022-08-25 [PMID: 36522343] (WB, Human)



Novus Biologicals USA

10730 E. Briarwood Avenue
Centennial, CO 80112
USA
Phone: 303.730.1950
Toll Free: 1.888.506.6887
Fax: 303.730.1966
nb-customerservice@bio-techne.com

Bio-Techne Canada

21 Canmotor Ave
Toronto, ON M8Z 4E6
Canada
Phone: 905.827.6400
Toll Free: 855.668.8722
Fax: 905.827.6402
canada.inquires@bio-techne.com

Bio-Techne Ltd

19 Barton Lane
Abingdon Science Park
Abingdon, OX14 3NB, United Kingdom
Phone: (44) (0) 1235 529449
Free Phone: 0800 37 34 15
Fax: (44) (0) 1235 533420
info.EMEA@bio-techne.com

General Contact Information

www.novusbio.com
Technical Support: nb-technical@bio-techne.com
Orders: nb-customerservice@bio-techne.com
General: novus@novusbio.com

Products Related to NBP2-47440

NBP2-47440PEP	HA95/AKAP8L Recombinant Protein Antigen
HAF008	Goat anti-Rabbit IgG Secondary Antibody [HRP]
NB7160	Goat anti-Rabbit IgG (H+L) Secondary Antibody [HRP]
NBP2-24891	Rabbit IgG Isotype Control

Limitations

This product is for research use only and is not approved for use in humans or in clinical diagnosis. Primary Antibodies are guaranteed for 1 year from date of receipt.

For more information on our 100% guarantee, please visit www.novusbio.com/guarantee

Earn gift cards/discounts by submitting a review: www.novusbio.com/reviews/submit/NBP2-47440

Earn gift cards/discounts by submitting a publication using this product:
www.novusbio.com/publications

