

Product Datasheet

Glutamine Synthetase Antibody (CL3004) - BSA Free NBP2-46644

Unit Size: 0.1 ml

Store at 4C short term. Aliquot and store at -20C long term. Avoid freeze-thaw cycles.

www.novusbio.com



technical@novusbio.com

Protocols, Publications, Related Products, Reviews, Research Tools and Images at:
www.novusbio.com/NBP2-46644

Updated 2/27/2025 v.20.1

Earn rewards for product
reviews and publications.

Submit a publication at www.novusbio.com/publications

Submit a review at www.novusbio.com/reviews/destination/NBP2-46644



NBP2-46644

Glutamine Synthetase Antibody (CL3004) - BSA Free

Product Information

Unit Size	0.1 ml
Concentration	Concentrations vary lot to lot. See vial label for concentration. If unlisted please contact technical services.
Storage	Store at 4C short term. Aliquot and store at -20C long term. Avoid freeze-thaw cycles.
Clonality	Monoclonal
Clone	CL3004
Preservative	0.02% Sodium Azide
Isotype	IgG1
Purity	Protein A purified
Buffer	PBS (pH 7.2) and 40% Glycerol

Product Description

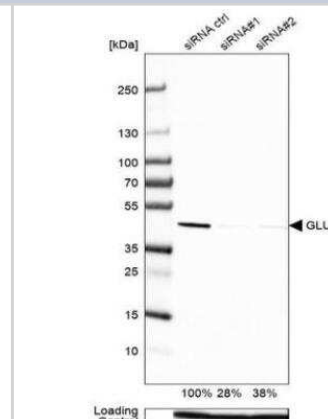
Host	Mouse
Gene ID	2752
Gene Symbol	GLUL
Species	Human, Mouse, Rat
Reactivity Notes	Please note that this antibody is reactive to Mouse and derived from the same host, Mouse. Mouse-On-Mouse blocking reagent may be needed for IHC and ICC experiments to reduce high background signal. You can find these reagents under catalog numbers PK-2200-NB and MP-2400-NB. Please contact Technical Support if you have any questions
Immunogen	This antibody was developed using a recombinant protein derived from P15104, with the exact immunogen sequence remaining proprietary.

Product Application Details

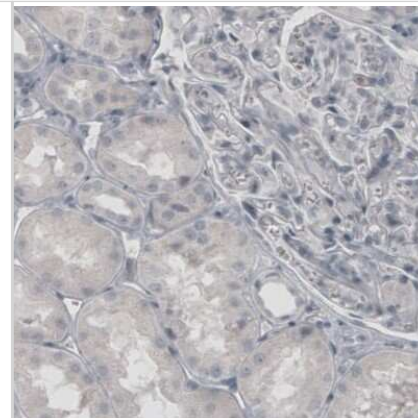
Applications	Western Blot, Immunohistochemistry, Immunohistochemistry-Paraffin, Knockdown Validated
Recommended Dilutions	Western Blot 1 ug/ml, Immunohistochemistry 1:2500 - 1:5000, Immunohistochemistry-Paraffin 1:2500 - 1:5000, Knockdown Validated
Application Notes	For IHC-Paraffin, HIER pH 6 retrieval is recommended.

Images

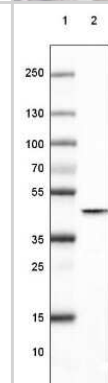
Western Blot: Glutamine Synthetase Antibody (CL3004) [NBP2-46644] - Analysis in HEK293 cells transfected with control siRNA, target specific siRNA probe #1 and #2, using Anti-GLUL antibody. Remaining relative intensity is presented. Loading control: Anti-PPIB.



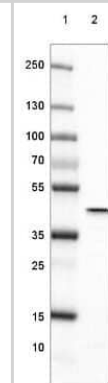
Immunohistochemistry: Glutamine Synthetase Antibody (3004) [NBP2-46644] - Staining of human kidney shows absence of immunoreactivity (negative control).



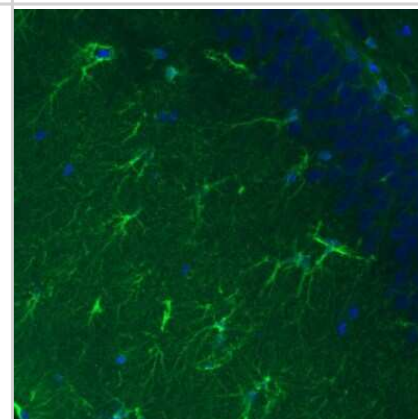
Western Blot: Glutamine Synthetase Antibody (3004) [NBP2-46644] - Lane 1: Marker [kDa] 250, 130, 100, 70, 55, 35, 25, 15, 10. Lane 2: Human Cerebral Cortex tissue



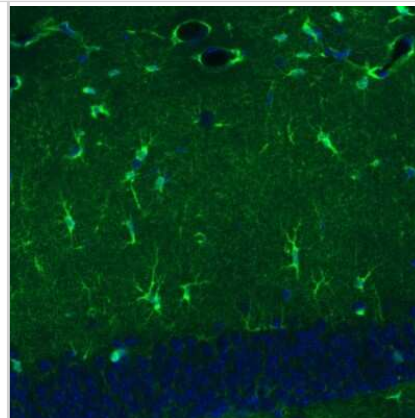
Western Blot: Glutamine Synthetase Antibody (3004) [NBP2-46644] - Lane 1: Marker [kDa] 250, 130, 100, 70, 55, 35, 25, 15, 10. Lane 2: Mouse Cerebral Cortex tissue



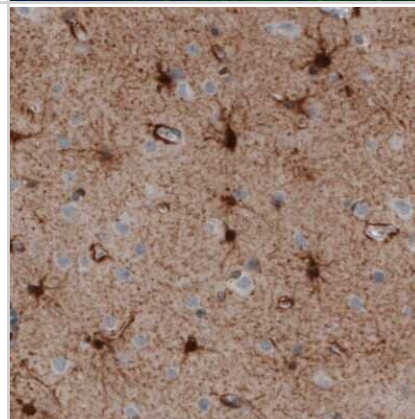
Immunohistochemistry: Glutamine Synthetase Antibody (3004) [NBP2-46644] - Staining of rat hippocampal formation shows positivity in a subset of astrocytes.



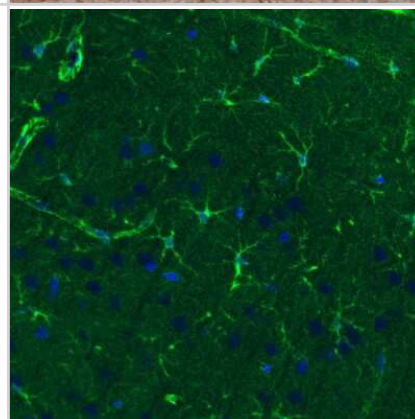
Immunohistochemistry: Glutamine Synthetase Antibody (3004) [NBP2-46644] - Staining of mouse dentate gyrus shows immunoreactivity in a subset of astrocytes.



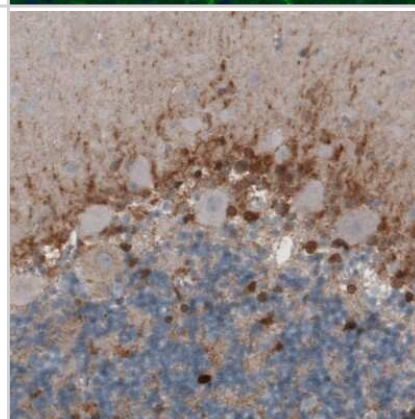
Immunohistochemistry: Glutamine Synthetase Antibody (3004) [NBP2-46644] - Staining of human cerebral cortex shows strong immunoreactivity in astrocytes.



Immunohistochemistry: Glutamine Synthetase Antibody (3004) [NBP2-46644] - Staining of rat cerebral cortex shows immunoreactivity in a subset of astrocytes.



Immunohistochemistry: Glutamine Synthetase Antibody (3004) [NBP2-46644] - Staining of human cerebellum shows positivity in glial cells.





Novus Biologicals USA

10730 E. Briarwood Avenue
Centennial, CO 80112
USA
Phone: 303.730.1950
Toll Free: 1.888.506.6887
Fax: 303.730.1966
nb-customerservice@bio-techne.com

Bio-Techne Canada

21 Canmotor Ave
Toronto, ON M8Z 4E6
Canada
Phone: 905.827.6400
Toll Free: 855.668.8722
Fax: 905.827.6402
canada.inquires@bio-techne.com

Bio-Techne Ltd

19 Barton Lane
Abingdon Science Park
Abingdon, OX14 3NB, United Kingdom
Phone: (44) (0) 1235 529449
Free Phone: 0800 37 34 15
Fax: (44) (0) 1235 533420
info.EMEA@bio-techne.com

General Contact Information

www.novusbio.com
Technical Support: nb-technical@bio-techne.com
Orders: nb-customerservice@bio-techne.com
General: novus@novusbio.com

Products Related to NBP2-46644

HAF007	Goat anti-Mouse IgG Secondary Antibody [HRP]
NB720-B	Rabbit anti-Mouse IgG (H+L) Secondary Antibody [Biotin]
NBP1-97005-0.5mg	Mouse IgG1 Isotype Control (MG1)
NBP2-52376-0.02mg	Recombinant Human Glutamine Synthetase Protein

Limitations

This product is for research use only and is not approved for use in humans or in clinical diagnosis. Primary Antibodies are guaranteed for 1 year from date of receipt.

For more information on our 100% guarantee, please visit www.novusbio.com/guarantee

Earn gift cards/discounts by submitting a review: www.novusbio.com/reviews/submit/NBP2-46644

Earn gift cards/discounts by submitting a publication using this product:
www.novusbio.com/publications

