

Product Datasheet

VGLUT2 Antibody (CL2921) - BSA Free NBP2-46640

Unit Size: 0.1 ml

Store at 4C short term. Aliquot and store at -20C long term. Avoid freeze-thaw cycles.

www.novusbio.com



technical@novusbio.com

Protocols, Publications, Related Products, Reviews, Research Tools and Images at:
www.novusbio.com/NBP2-46640

Updated 2/27/2025 v.20.1

Earn rewards for product
reviews and publications.

Submit a publication at www.novusbio.com/publications

Submit a review at www.novusbio.com/reviews/destination/NBP2-46640



NBP2-46640

VGLUT2 Antibody (CL2921) - BSA Free

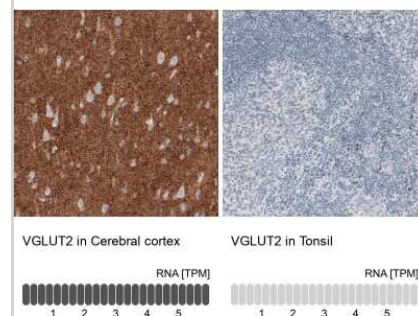
Product Information	
Unit Size	0.1 ml
Concentration	Concentrations vary lot to lot. See vial label for concentration. If unlisted please contact technical services.
Storage	Store at 4C short term. Aliquot and store at -20C long term. Avoid freeze-thaw cycles.
Clonality	Monoclonal
Clone	CL2921
Preservative	0.02% Sodium Azide
Isotype	IgG1
Purity	Protein A purified
Buffer	PBS (pH 7.2) and 40% Glycerol

Product Description	
Host	Mouse
Gene ID	57084
Gene Symbol	SLC17A6
Species	Human, Mouse, Rat
Reactivity Notes	Please note that this antibody is reactive to Mouse and derived from the same host, Mouse. Mouse-On-Mouse blocking reagent may be needed for IHC and ICC experiments to reduce high background signal. You can find these reagents under catalog numbers PK-2200-NB and MP-2400-NB. Please contact Technical Support if you have any questions
Immunogen	This antibody was developed using a recombinant protein derived from Q9P2U8, with the exact immunogen sequence remaining proprietary.

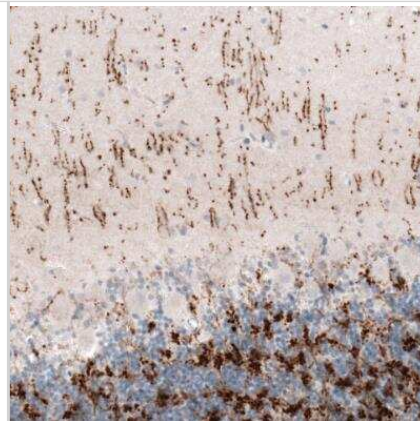
Product Application Details	
Applications	Immunohistochemistry, Immunohistochemistry-Paraffin
Recommended Dilutions	Immunohistochemistry 1:200 - 1:500, Immunohistochemistry-Paraffin 1:200 - 1:500
Application Notes	For IHC-Paraffin, HIER pH 6 retrieval is recommended.

Images

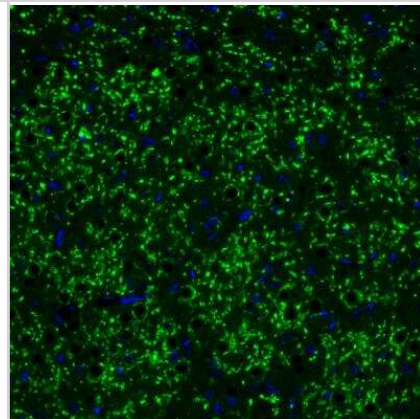
Immunohistochemistry-Paraffin: VGLUT2 Antibody (CL2921) [NBP2-46640] - VGLUT2 Antibody (2921) [NBP2-46640] - Staining in human cerebral cortex and tonsil tissues. Corresponding VGLUT2 RNA-seq data are presented for the same tissues.



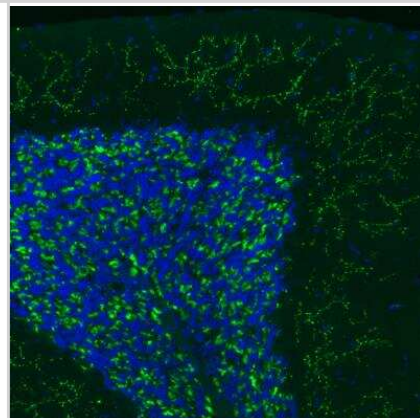
Immunohistochemistry-Paraffin: VGLUT2 Antibody (2921) [NBP2-46640]
- Staining of human cerebellum shows moderate to strong positivity in glutamatergic fibers.



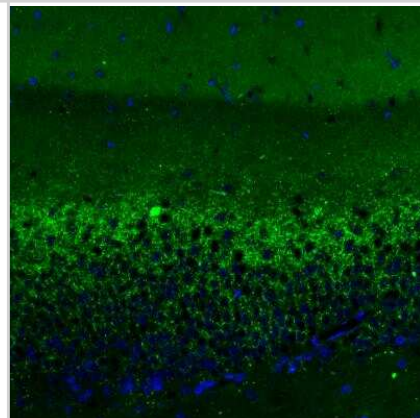
Immunohistochemistry: VGLUT2 Antibody (2921) [NBP2-46640] -
Staining of mouse brain shows strong positivity in glutamatergic fibers in the thalamus.



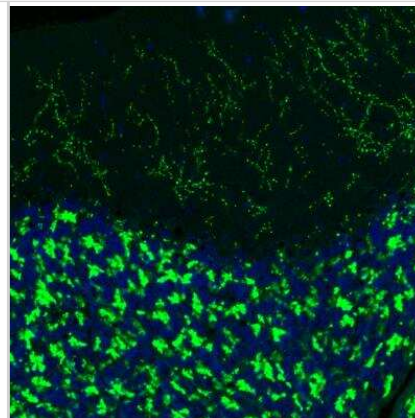
Immunohistochemistry: VGLUT2 Antibody (2921) [NBP2-46640] -
Staining of mouse brain shows positivity in glutamatergic fibers in the cerebellum.



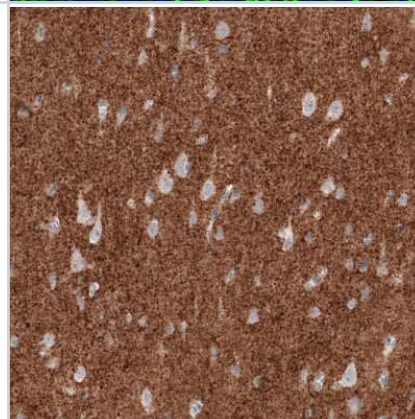
Immunohistochemistry: VGLUT2 Antibody (2921) [NBP2-46640] -
Staining of rat hippocampus shows moderate positivity in glutamatergic fibers in granular cell layer of the dentate gyrus.



Immunohistochemistry: VGLUT2 Antibody (2921) [NBP2-46640] - Staining of rat brain shows moderate to strong positivity in glutamatergic fibers in the cerebellum.



Immunohistochemistry-Paraffin: VGLUT2 Antibody (2921) [NBP2-46640] - Staining of human cerebral cortex shows strong positivity in neuropil.



Immunohistochemistry-Paraffin: VGLUT2 Antibody (2921) [NBP2-46640] - Staining of human tonsil shows no positivity in lymphoid cells as expected.





Novus Biologicals USA

10730 E. Briarwood Avenue
Centennial, CO 80112
USA
Phone: 303.730.1950
Toll Free: 1.888.506.6887
Fax: 303.730.1966
nb-customerservice@bio-techne.com

Bio-Techne Canada

21 Canmotor Ave
Toronto, ON M8Z 4E6
Canada
Phone: 905.827.6400
Toll Free: 855.668.8722
Fax: 905.827.6402
canada.inquires@bio-techne.com

Bio-Techne Ltd

19 Barton Lane
Abingdon Science Park
Abingdon, OX14 3NB, United Kingdom
Phone: (44) (0) 1235 529449
Free Phone: 0800 37 34 15
Fax: (44) (0) 1235 533420
info.EMEA@bio-techne.com

General Contact Information

www.novusbio.com
Technical Support: nb-technical@bio-techne.com
Orders: nb-customerservice@bio-techne.com
General: novus@novusbio.com

Products Related to NBP2-46640

NBP2-46640PEP	VGLUT2 Recombinant Protein Antigen
HAF007	Goat anti-Mouse IgG Secondary Antibody [HRP]
NB720-B	Rabbit anti-Mouse IgG (H+L) Secondary Antibody [Biotin]
NBP1-97005-0.5mg	Mouse IgG1 Isotype Control (MG1)

Limitations

This product is for research use only and is not approved for use in humans or in clinical diagnosis. Primary Antibodies are guaranteed for 1 year from date of receipt.

For more information on our 100% guarantee, please visit www.novusbio.com/guarantee

Earn gift cards/discounts by submitting a review: www.novusbio.com/reviews/submit/NBP2-46640

Earn gift cards/discounts by submitting a publication using this product:
www.novusbio.com/publications

