

# Product Datasheet

## DEC2/SHARP1 Antibody (OTI5B1)

### NBP2-46574

Unit Size: 0.1 ml

Store at -20C. Avoid freeze-thaw cycles.

[www.novusbio.com](http://www.novusbio.com)



[technical@novusbio.com](mailto:technical@novusbio.com)

Protocols, Publications, Related Products, Reviews, Research Tools and Images at:  
[www.novusbio.com/NBP2-46574](http://www.novusbio.com/NBP2-46574)

Updated 10/23/2024 v.20.1

Earn rewards for product  
reviews and publications.

Submit a publication at [www.novusbio.com/publications](http://www.novusbio.com/publications)

Submit a review at [www.novusbio.com/reviews/destination/NBP2-46574](http://www.novusbio.com/reviews/destination/NBP2-46574)



**NBP2-46574**

DEC2/SHARP1 Antibody (OTI5B1)

**Product Information**

<b>Unit Size</b>	0.1 ml
<b>Concentration</b>	1 mg/ml
<b>Storage</b>	Store at -20C. Avoid freeze-thaw cycles.
<b>Clonality</b>	Monoclonal
<b>Clone</b>	OTI5B1
<b>Preservative</b>	0.02% Sodium Azide
<b>Isotype</b>	IgG1
<b>Purity</b>	Immunogen affinity purified
<b>Buffer</b>	PBS (pH 7.3), 1.0% BSA and 50% Glycerol
<b>Target Molecular Weight</b>	50.3 kDa

**Product Description**

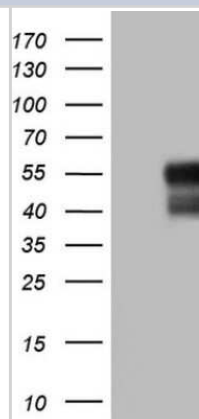
<b>Host</b>	Mouse
<b>Gene ID</b>	79365
<b>Gene Symbol</b>	BHLHE41
<b>Species</b>	Human
<b>Immunogen</b>	Human recombinant protein fragment corresponding to amino acids 1-297 of human BHLHE41(NP_110389) produced in E.coli.

**Product Application Details**

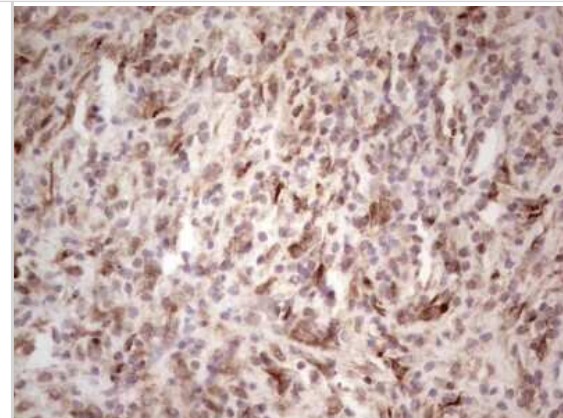
<b>Applications</b>	Western Blot, Immunohistochemistry, Immunohistochemistry-Paraffin
<b>Recommended Dilutions</b>	Western Blot 1:2000, Immunohistochemistry 1:150, Immunohistochemistry-Paraffin 1:150
<b>Application Notes</b>	For IHC-P we recommend heat-induced epitope retrieval by 1 mM EDTA in 10mM Tris, pH8.5, 120 degrees C for 3min.

**Images**

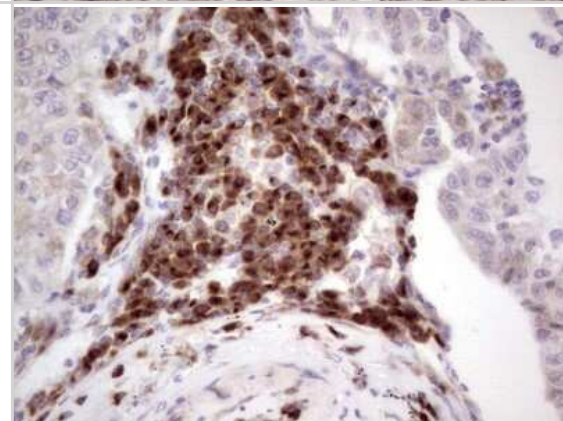
Western Blot: DEC2/SHARP1 Antibody (5B1) [NBP2-46574] - Analysis of HEK293T cells were transfected with the pCMV6-ENTRY control (Left lane) or pCMV6-ENTRY DEC2.



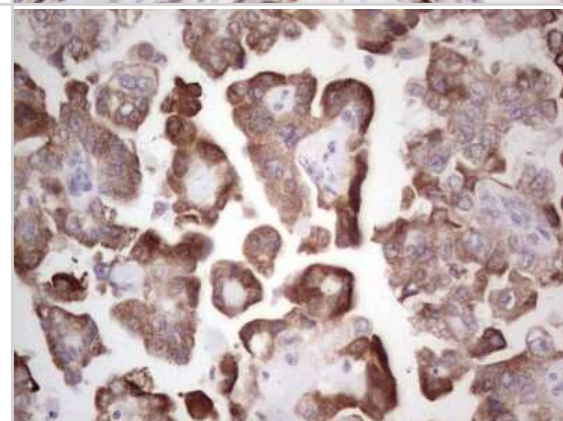
Immunohistochemistry: DEC2/SHARP1 Antibody (5B1) [NBP2-46574] - Analysis of Human lymph node tissue.



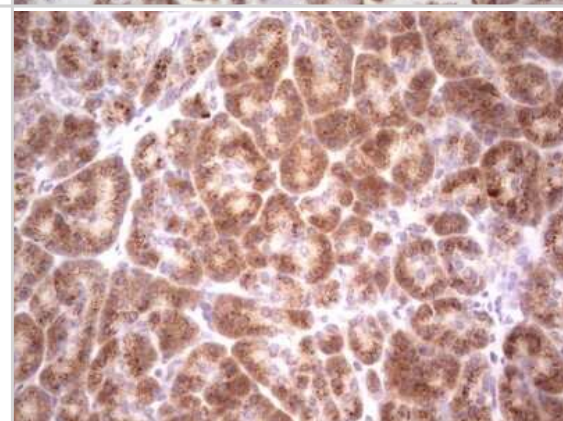
Immunohistochemistry: DEC2/SHARP1 Antibody (5B1) [NBP2-46574] - Analysis of Carcinoma of Human lung tissue.



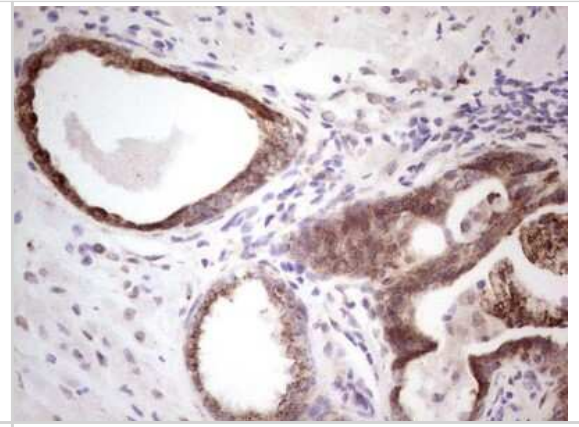
Immunohistochemistry: DEC2/SHARP1 Antibody (5B1) [NBP2-46574] - Analysis of Adenocarcinoma of Human ovary tissue.



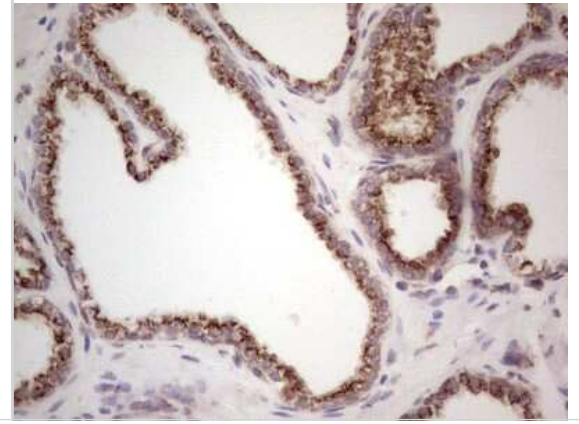
Immunohistochemistry: DEC2/SHARP1 Antibody (5B1) [NBP2-46574] - Analysis of Human pancreas tissue.



Immunohistochemistry: DEC2/SHARP1 Antibody (5B1) [NBP2-46574] - Analysis of Human prostate tissue.



Immunohistochemistry: DEC2/SHARP1 Antibody (5B1) [NBP2-46574] - Analysis of Carcinoma of Human prostate tissue.





### **Novus Biologicals USA**

10730 E. Briarwood Avenue  
Centennial, CO 80112  
USA  
Phone: 303.730.1950  
Toll Free: 1.888.506.6887  
Fax: 303.730.1966  
nb-customerservice@bio-techne.com

### **Bio-Techne Canada**

21 Canmotor Ave  
Toronto, ON M8Z 4E6  
Canada  
Phone: 905.827.6400  
Toll Free: 855.668.8722  
Fax: 905.827.6402  
canada.inquires@bio-techne.com

### **Bio-Techne Ltd**

19 Barton Lane  
Abingdon Science Park  
Abingdon, OX14 3NB, United Kingdom  
Phone: (44) (0) 1235 529449  
Free Phone: 0800 37 34 15  
Fax: (44) (0) 1235 533420  
info.EMEA@bio-techne.com

### **General Contact Information**

[www.novusbio.com](http://www.novusbio.com)  
Technical Support: nb-technical@bio-techne.com  
Orders: nb-customerservice@bio-techne.com  
General: novus@novusbio.com

### **Products Related to NBP2-46574**

---

HAF007	Goat anti-Mouse IgG Secondary Antibody [HRP]
NB720-B	Rabbit anti-Mouse IgG (H+L) Secondary Antibody [Biotin]
NBP1-97005-0.5mg	Mouse IgG1 Isotype Control (MG1)
NBP1-19613PEP	DEC2/SHARP1 Antibody Blocking Peptide

---

### **Limitations**

This product is for research use only and is not approved for use in humans or in clinical diagnosis. Primary Antibodies are guaranteed for 1 year from date of receipt.

For more information on our 100% guarantee, please visit [www.novusbio.com/guarantee](http://www.novusbio.com/guarantee)

Earn gift cards/discounts by submitting a review: [www.novusbio.com/reviews/submit/NBP2-46574](http://www.novusbio.com/reviews/submit/NBP2-46574)

Earn gift cards/discounts by submitting a publication using this product:  
[www.novusbio.com/publications](http://www.novusbio.com/publications)

