

Product Datasheet

ZNF286 Antibody (OTI7D2)

NBP2-46432

Unit Size: 0.1 ml

Store at -20C. Avoid freeze-thaw cycles.

www.novusbio.com



technical@novusbio.com

Protocols, Publications, Related Products, Reviews, Research Tools and Images at:
www.novusbio.com/NBP2-46432

Updated 9/9/2025 v.20.1

Earn rewards for product
reviews and publications.

Submit a publication at www.novusbio.com/publications

Submit a review at www.novusbio.com/reviews/destination/NBP2-46432



NBP2-46432

ZNF286 Antibody (OTI7D2)

Product Information

Unit Size	0.1 ml
Concentration	1 mg/ml
Storage	Store at -20C. Avoid freeze-thaw cycles.
Clonality	Monoclonal
Clone	OTI7D2
Preservative	0.02% Sodium Azide
Isotype	IgG1
Purity	Immunogen affinity purified
Buffer	PBS (pH 7.3), 1.0% BSA and 50% Glycerol

Product Description


Description	Novus Biologicals Mouse ZNF286 Antibody (OTI7D2) (NBP2-46432) is a monoclonal antibody validated for use in IHC and WB. All Novus Biologicals antibodies are covered by our 100% guarantee.
Host	Mouse
Gene ID	57335
Gene Symbol	ZNF286A
Species	Human
Immunogen	Human recombinant protein fragment corresponding to amino acids 1-252 of human ZNF286A (NP_065703) produced in E.coli.

Product Application Details

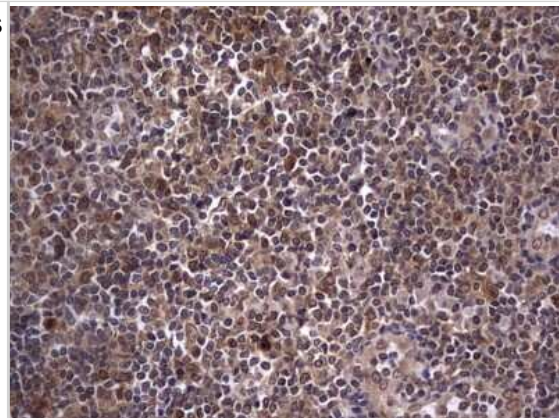
Applications	Western Blot, Immunohistochemistry-Paraffin, Immunohistochemistry
Recommended Dilutions	Western Blot 1:2000, Immunohistochemistry 1:150, Immunohistochemistry-Paraffin

Images

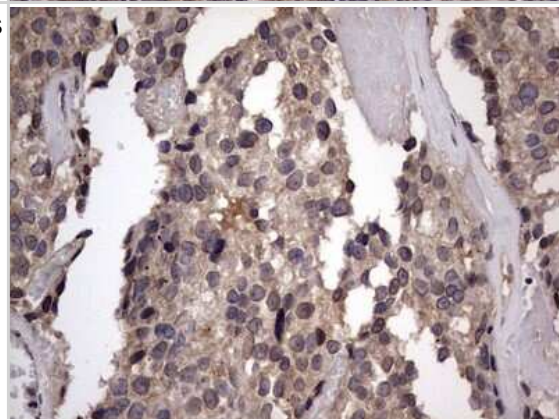
Western Blot: ZNF286 Antibody (7D2) [NBP2-46432] - Analysis of HEK293T cells were transfected with the pCMV6-ENTRY control (Left lane) or pCMV6-ENTRY ZNF286A.



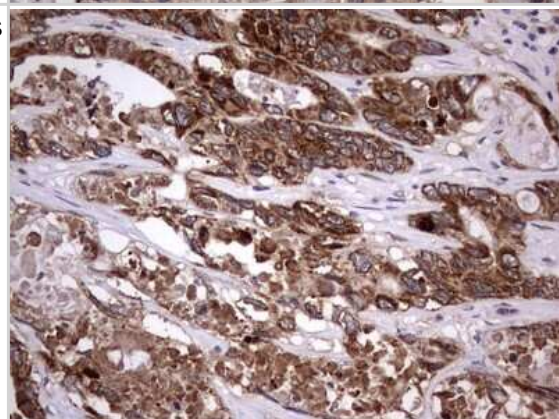
Immunohistochemistry: ZNF286 Antibody (7D2) [NBP2-46432] - Analysis of Human tonsil tissue.



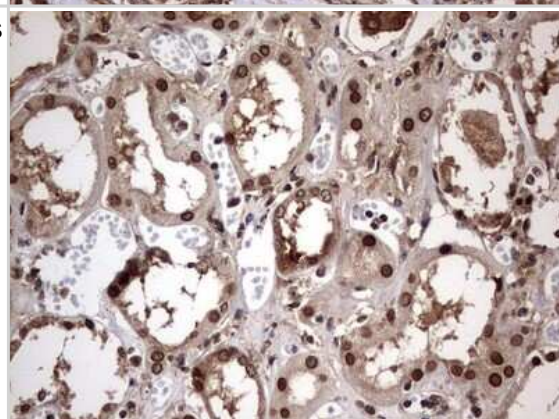
Immunohistochemistry: ZNF286 Antibody (7D2) [NBP2-46432] - Analysis of Adenocarcinoma of Human breast tissue.



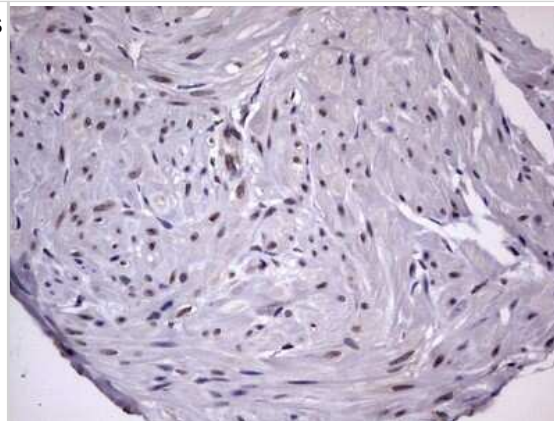
Immunohistochemistry: ZNF286 Antibody (7D2) [NBP2-46432] - Analysis of Adenocarcinoma of Human colon tissue.



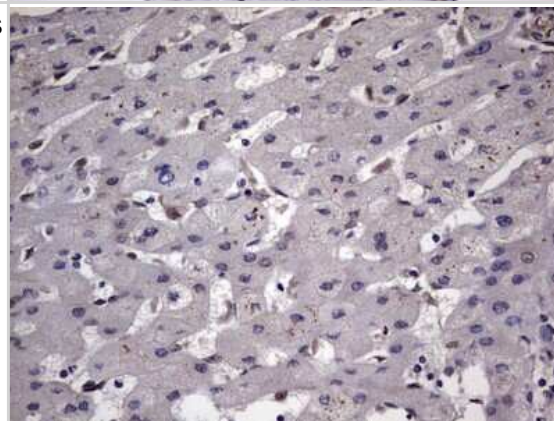
Immunohistochemistry: ZNF286 Antibody (7D2) [NBP2-46432] - Analysis of Human Kidney tissue.



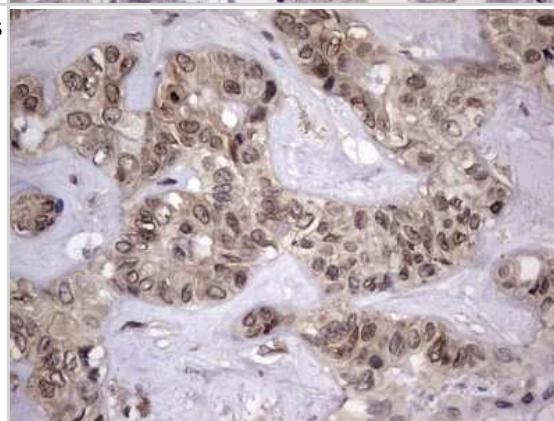
Immunohistochemistry: ZNF286 Antibody (7D2) [NBP2-46432] - Analysis of Carcinoma of Human kidney tissue.



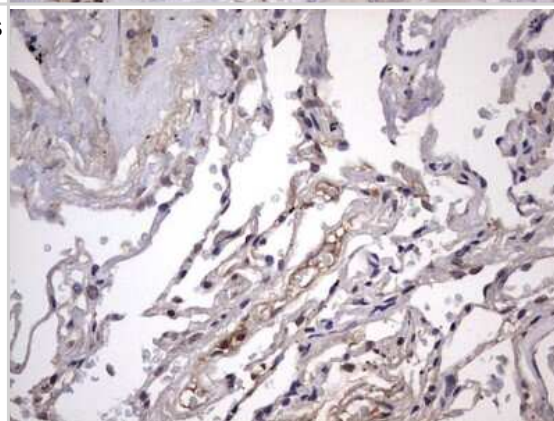
Immunohistochemistry: ZNF286 Antibody (7D2) [NBP2-46432] - Analysis of Human liver tissue.



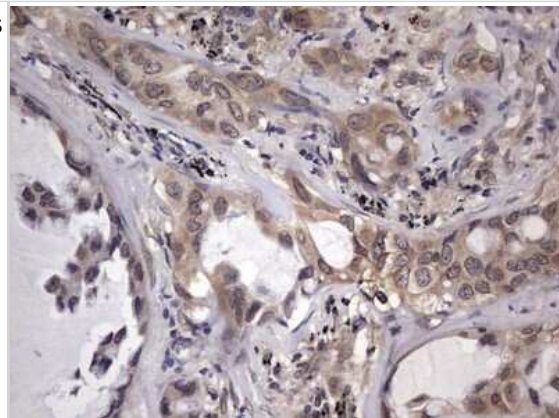
Immunohistochemistry: ZNF286 Antibody (7D2) [NBP2-46432] - Analysis of Carcinoma of Human liver tissue.



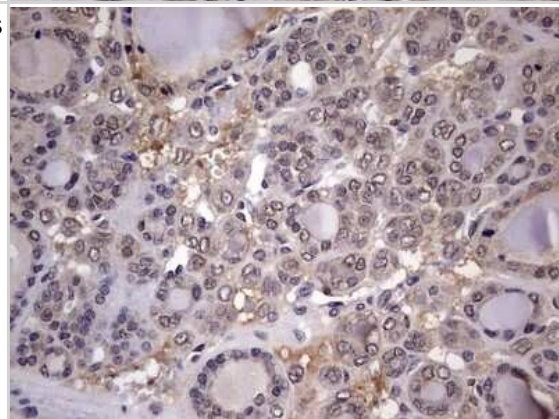
Immunohistochemistry: ZNF286 Antibody (7D2) [NBP2-46432] - Analysis of Human lung tissue.



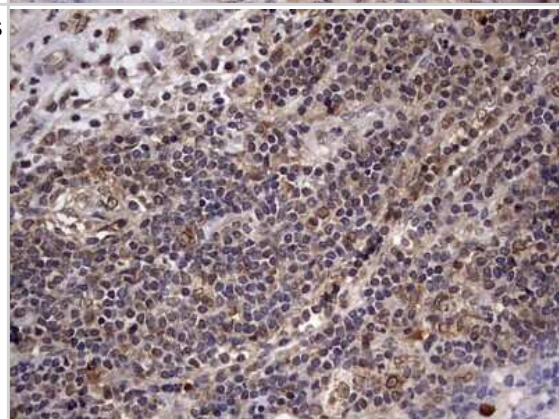
Immunohistochemistry: ZNF286 Antibody (7D2) [NBP2-46432] - Analysis of Carcinoma of Human lung tissue.



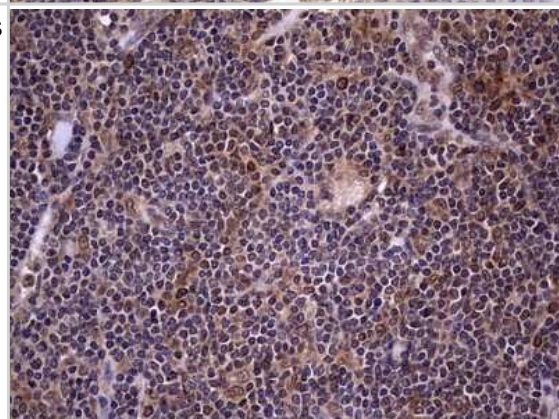
Immunohistochemistry: ZNF286 Antibody (7D2) [NBP2-46432] - Analysis of Carcinoma of Human thyroid tissue.



Immunohistochemistry: ZNF286 Antibody (7D2) [NBP2-46432] - Analysis of Human lymph node tissue.



Immunohistochemistry: ZNF286 Antibody (7D2) [NBP2-46432] - Analysis of Human lymphoma tissue.





Novus Biologicals USA

10730 E. Briarwood Avenue
Centennial, CO 80112
USA
Phone: 303.730.1950
Toll Free: 1.888.506.6887
Fax: 303.730.1966
nb-customerservice@bio-techne.com

Bio-Techne Canada

21 Canmotor Ave
Toronto, ON M8Z 4E6
Canada
Phone: 905.827.6400
Toll Free: 855.668.8722
Fax: 905.827.6402
canada.inquires@bio-techne.com

Bio-Techne Ltd

19 Barton Lane
Abingdon Science Park
Abingdon, OX14 3NB, United Kingdom
Phone: (44) (0) 1235 529449
Free Phone: 0800 37 34 15
Fax: (44) (0) 1235 533420
info.EMEA@bio-techne.com

General Contact Information

www.novusbio.com
Technical Support: nb-technical@bio-techne.com
Orders: nb-customerservice@bio-techne.com
General: novus@novusbio.com

Products Related to NBP2-46432

HAF007	Goat anti-Mouse IgG Secondary Antibody [HRP]
NB720-B	Rabbit anti-Mouse IgG (H+L) Secondary Antibody [Biotin]
NBP1-97005-0.5mg	Mouse IgG1 Isotype Control (MG1)
NBP2-58226PEP	ZNF286 Recombinant Protein Antigen

Limitations

This product is for research use only and is not approved for use in humans or in clinical diagnosis. Primary Antibodies are guaranteed for 1 year from date of receipt.

For more information on our 100% guarantee, please visit www.novusbio.com/guarantee

Earn gift cards/discounts by submitting a review: www.novusbio.com/reviews/submit/NBP2-46432

Earn gift cards/discounts by submitting a publication using this product:
www.novusbio.com/publications

