

# Product Datasheet

## HIP-55 Antibody (OTI6C9) NBP2-46428

Unit Size: 0.1 ml

Store at -20C. Avoid freeze-thaw cycles.

[www.novusbio.com](http://www.novusbio.com)



[technical@novusbio.com](mailto:technical@novusbio.com)

Protocols, Publications, Related Products, Reviews, Research Tools and Images at:  
[www.novusbio.com/NBP2-46428](http://www.novusbio.com/NBP2-46428)

Updated 10/23/2024 v.20.1

Earn rewards for product  
reviews and publications.

Submit a publication at [www.novusbio.com/publications](http://www.novusbio.com/publications)

Submit a review at [www.novusbio.com/reviews/destination/NBP2-46428](http://www.novusbio.com/reviews/destination/NBP2-46428)



**NBP2-46428**

HIP-55 Antibody (OTI6C9)

Product Information	
Unit Size	0.1 ml
Concentration	1 mg/ml
Storage	Store at -20C. Avoid freeze-thaw cycles.
Clonality	Monoclonal
Clone	OTI6C9
Preservative	0.02% Sodium Azide
Isotype	IgG1
Purity	Immunogen affinity purified
Buffer	PBS (pH 7.3), 1.0% BSA and 50% Glycerol
Target Molecular Weight	48.1 kDa

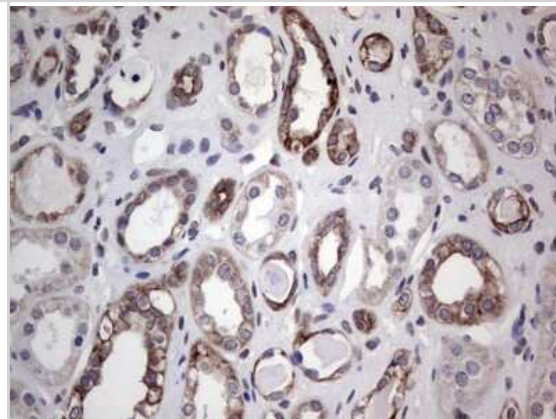
Product Description	
Host	Mouse
Gene ID	28988
Gene Symbol	DBNL
Species	Human, Mouse, Rat
Reactivity Notes	Please note that this antibody is reactive to Mouse and derived from the same host, Mouse. Mouse-On-Mouse blocking reagent may be needed for IHC and ICC experiments to reduce high background signal. You can find these reagents under catalog numbers PK-2200-NB and MP-2400-NB. Please contact Technical Support if you have any questions.
Immunogen	Full length human recombinant protein of human DBNL (NP_054782) produced in HEK293T cell.

Product Application Details	
Applications	Immunohistochemistry, Immunohistochemistry-Paraffin
Recommended Dilutions	Immunohistochemistry 1:150, Immunohistochemistry-Paraffin

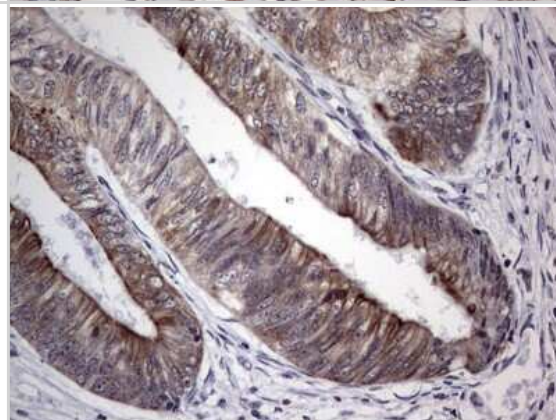


## Images

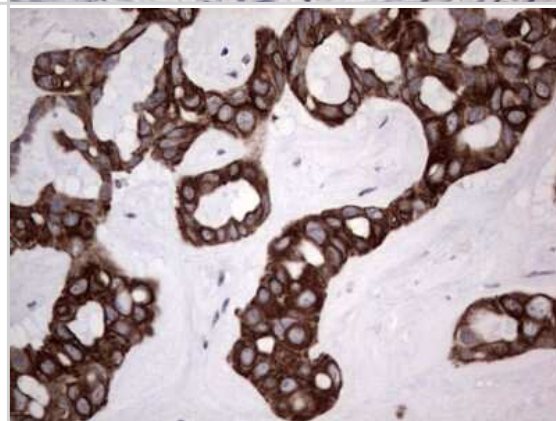
Immunohistochemistry: HIP-55 Antibody (6C9) [NBP2-46428] - Analysis of Human Kidney tissue. (Heat-induced epitope retrieval by 1 mM EDTA in 10mM Tris, pH8.5, 120C for 3min)



Immunohistochemistry: HIP-55 Antibody (6C9) [NBP2-46428] - Analysis of Adenocarcinoma of Human colon tissue. (Heat-induced epitope retrieval by 1 mM EDTA in 10mM Tris, pH8.5, 120C for 3min)



Immunohistochemistry: HIP-55 Antibody (6C9) [NBP2-46428] - Analysis of Carcinoma of Human liver tissue. (Heat-induced epitope retrieval by 1 mM EDTA in 10mM Tris, pH8.5, 120C for 3min)





### **Novus Biologicals USA**

10730 E. Briarwood Avenue  
Centennial, CO 80112  
USA  
Phone: 303.730.1950  
Toll Free: 1.888.506.6887  
Fax: 303.730.1966  
nb-customerservice@bio-techne.com

### **Bio-Techne Canada**

21 Canmotor Ave  
Toronto, ON M8Z 4E6  
Canada  
Phone: 905.827.6400  
Toll Free: 855.668.8722  
Fax: 905.827.6402  
canada.inquires@bio-techne.com

### **Bio-Techne Ltd**

19 Barton Lane  
Abingdon Science Park  
Abingdon, OX14 3NB, United Kingdom  
Phone: (44) (0) 1235 529449  
Free Phone: 0800 37 34 15  
Fax: (44) (0) 1235 533420  
info.EMEA@bio-techne.com

### **General Contact Information**

www.novusbio.com  
Technical Support: nb-technical@bio-techne.com  
Orders: nb-customerservice@bio-techne.com  
General: novus@novusbio.com

### **Products Related to NBP2-46428**

---

HAF007	Goat anti-Mouse IgG Secondary Antibody [HRP]
NB720-B	Rabbit anti-Mouse IgG (H+L) Secondary Antibody [Biotin]
NBP1-97005-0.5mg	Mouse IgG1 Isotype Control (MG1)
H00028988-P01-10ug	Recombinant Human HIP-55 GST (N-Term) Protein

---

### **Limitations**

This product is for research use only and is not approved for use in humans or in clinical diagnosis. Primary Antibodies are guaranteed for 1 year from date of receipt.

For more information on our 100% guarantee, please visit [www.novusbio.com/guarantee](http://www.novusbio.com/guarantee)

Earn gift cards/discounts by submitting a review: [www.novusbio.com/reviews/submit/NBP2-46428](http://www.novusbio.com/reviews/submit/NBP2-46428)

Earn gift cards/discounts by submitting a publication using this product:  
[www.novusbio.com/publications](http://www.novusbio.com/publications)

