

Product Datasheet

Myoneurin Antibody (OTI3B9)

NBP2-46070

Unit Size: 0.1 ml

Store at -20C. Avoid freeze-thaw cycles.

www.novusbio.com



technical@novusbio.com

Protocols, Publications, Related Products, Reviews, Research Tools and Images at:
www.novusbio.com/NBP2-46070

Updated 10/23/2024 v.20.1

Earn rewards for product reviews and publications.

Submit a publication at www.novusbio.com/publications

Submit a review at www.novusbio.com/reviews/destination/NBP2-46070



NBP2-46070

Myoneurin Antibody (OTI3B9)

Product Information	
Unit Size	0.1 ml
Concentration	1 mg/ml
Storage	Store at -20C. Avoid freeze-thaw cycles.
Clonality	Monoclonal
Clone	OTI3B9
Preservative	0.02% Sodium Azide
Isotype	IgG2b
Purity	Immunogen affinity purified
Buffer	PBS (pH 7.3), 1.0% BSA and 50% Glycerol
Target Molecular Weight	68.5 kDa

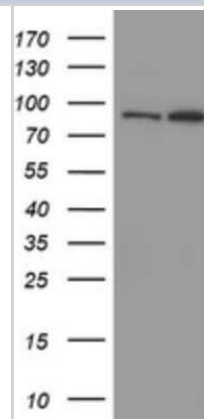
Product Description	
Host	Mouse
Gene ID	55892
Gene Symbol	MYNN
Species	Human, Mouse, Rat
Immunogen	Human recombinant protein fragment corresponding to amino acids 10-300 of human MYNN (NP_061127) produced in E.coli.

Product Application Details	
Applications	Western Blot, Flow Cytometry
Recommended Dilutions	Western Blot 1:2000, Flow Cytometry 1:100

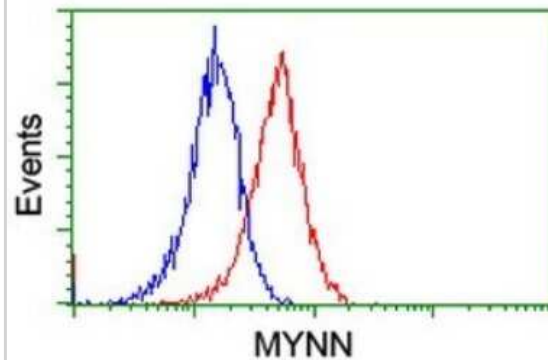


Images

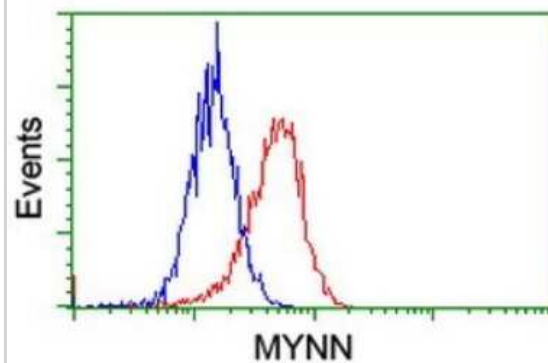
Western Blot: Myoneurin Antibody (3B9) [NBP2-46070] - Analysis of HEK293T cells were transfected with the pCMV6-ENTRY control (Left lane) or pCMV6-ENTRY Myoneurin.



Flow Cytometry: Myoneurin Antibody (3B9) [NBP2-46070] - Analysis of Jurkat cells, using MYNN antibody (Red), compared to a nonspecific negative control antibody (Blue).



Flow Cytometry: Myoneurin Antibody (3B9) [NBP2-46070] - Analysis of Hela cells, using MYNN antibody (Red), compared to a nonspecific negative control antibody (Blue).





Novus Biologicals USA

10730 E. Briarwood Avenue
Centennial, CO 80112
USA
Phone: 303.730.1950
Toll Free: 1.888.506.6887
Fax: 303.730.1966
nb-customerservice@bio-techne.com

Bio-Techne Canada

21 Canmotor Ave
Toronto, ON M8Z 4E6
Canada
Phone: 905.827.6400
Toll Free: 855.668.8722
Fax: 905.827.6402
canada.inquires@bio-techne.com

Bio-Techne Ltd

19 Barton Lane
Abingdon Science Park
Abingdon, OX14 3NB, United Kingdom
Phone: (44) (0) 1235 529449
Free Phone: 0800 37 34 15
Fax: (44) (0) 1235 533420
info.EMEA@bio-techne.com

General Contact Information

www.novusbio.com
Technical Support: nb-technical@bio-techne.com
Orders: nb-customerservice@bio-techne.com
General: novus@novusbio.com

Products Related to NBP2-46070

HAF007	Goat anti-Mouse IgG Secondary Antibody [HRP]
NB720-B	Rabbit anti-Mouse IgG (H+L) Secondary Antibody [Biotin]
NBP2-27231	Mouse IgG2b Isotype Control (MPC-11)
NBP1-92157PEP	Myoneurin Recombinant Protein Antigen

Limitations

This product is for research use only and is not approved for use in humans or in clinical diagnosis. Primary Antibodies are guaranteed for 1 year from date of receipt.

For more information on our 100% guarantee, please visit www.novusbio.com/guarantee

Earn gift cards/discounts by submitting a review: www.novusbio.com/reviews/submit/NBP2-46070

Earn gift cards/discounts by submitting a publication using this product:
www.novusbio.com/publications

