

Product Datasheet

TAPBPR Antibody (OTI4H5)

NBP2-46066

Unit Size: 0.1 ml

Store at -20C. Avoid freeze-thaw cycles.

www.novusbio.com



technical@novusbio.com

Protocols, Publications, Related Products, Reviews, Research Tools and Images at:
www.novusbio.com/NBP2-46066

Updated 8/29/2023 v.20.1

Earn rewards for product
reviews and publications.

Submit a publication at www.novusbio.com/publications

Submit a review at www.novusbio.com/reviews/destination/NBP2-46066



NBP2-46066

TAPBPR Antibody (OTI4H5)

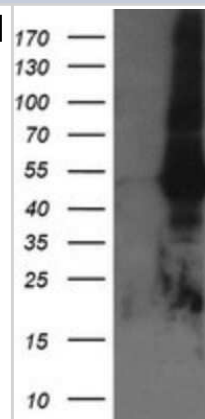
Product Information	
Unit Size	0.1 ml
Concentration	1 mg/ml
Storage	Store at -20C. Avoid freeze-thaw cycles.
Clonality	Monoclonal
Clone	OTI4H5
Preservative	0.02% Sodium Azide
Isotype	IgG1
Purity	Immunogen affinity purified
Buffer	PBS (pH 7.3), 1.0% BSA and 50% Glycerol
Target Molecular Weight	50 kDa

Product Description	
Host	Mouse
Gene ID	55080
Gene Symbol	TAPBPL
Species	Human, Monkey
Immunogen	Full length human recombinant protein of human TAPBPR (NP_060479) produced in HEK293T cell.

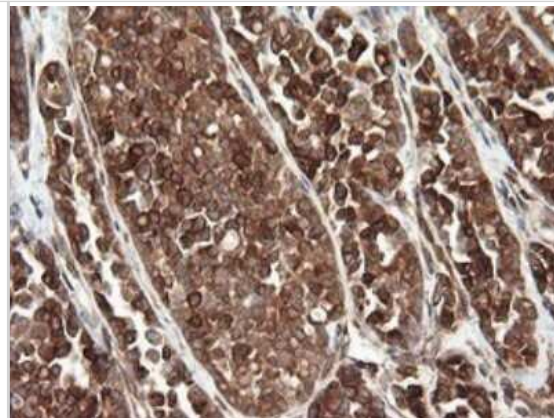
Product Application Details	
Applications	Western Blot, Immunocytochemistry/ Immunofluorescence, Immunohistochemistry, Immunofluorescence
Recommended Dilutions	Western Blot 1:200-2000, Immunohistochemistry 1:150, Immunocytochemistry/ Immunofluorescence 1:100, Immunofluorescence 1:100

Images

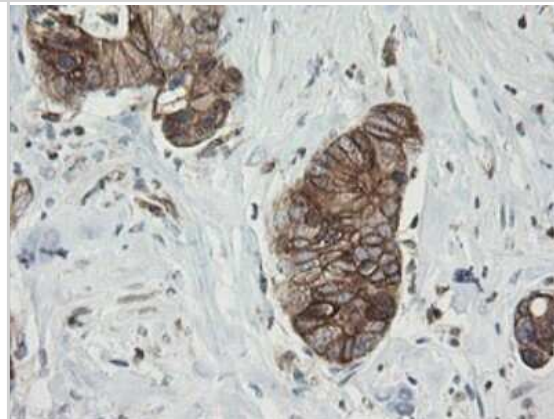
Western Blot: Tapasin Related Protein Antibody (OTI4H5) [NBP2-46066]
 - Analysis of HEK293T cells were transfected with the pCMV6-ENTRY control (Left lane) or pCMV6-ENTRY Tapasin Related Protein.



Immunohistochemistry: Tapasin Related Protein Antibody (OTI4H5) [NBP2-46066] - Analysis of Carcinoma of Human thyroid tissue. (Heat-induced epitope retrieval by 10mM citric buffer, pH6.0, 120C for 3min)



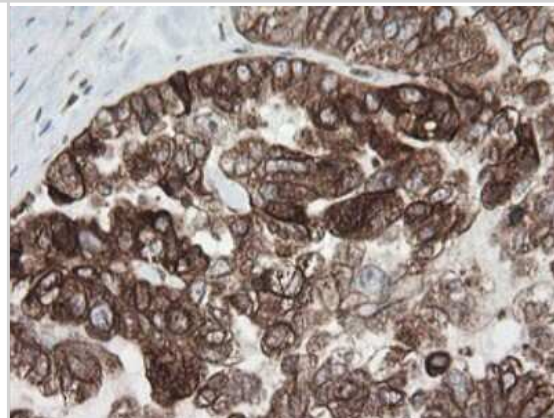
Immunohistochemistry: Tapasin Related Protein Antibody (OTI4H5) [NBP2-46066] - Analysis of Adenocarcinoma of Human colon tissue. (Heat-induced epitope retrieval by 10mM citric buffer, pH6.0, 120C for 3min)



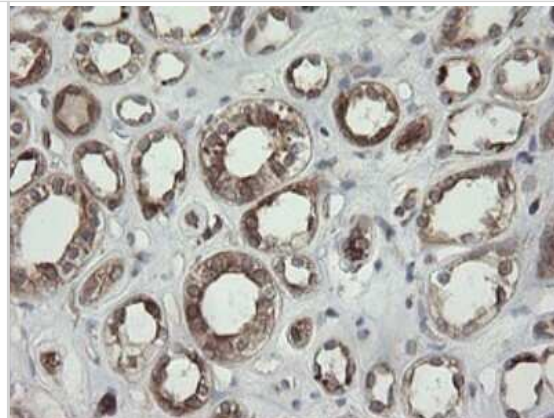
Immunohistochemistry: Tapasin Related Protein Antibody (OTI4H5) [NBP2-46066] - Analysis of Human colon tissue. (Heat-induced epitope retrieval by 10mM citric buffer, pH6.0, 120C for 3min)



Immunohistochemistry: Tapasin Related Protein Antibody (OTI4H5) [NBP2-46066] - Analysis of Adenocarcinoma of Human ovary tissue. (Heat-induced epitope retrieval by 10mM citric buffer, pH6.0, 120C for 3min)



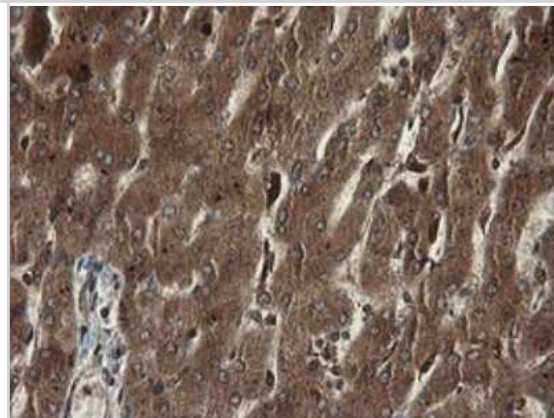
Immunohistochemistry: Tapasin Related Protein Antibody (OTI4H5) [NBP2-46066] - Analysis of Human Kidney tissue. (Heat-induced epitope retrieval by 10mM citric buffer, pH6.0, 120C for 3min)



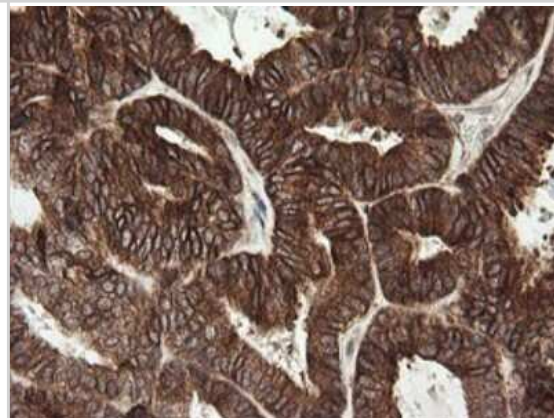
Immunohistochemistry: Tapasin Related Protein Antibody (OTI4H5) [NBP2-46066] - Analysis of Human breast tissue. (Heat-induced epitope retrieval by 10mM citric buffer, pH6.0, 120C for 3min)



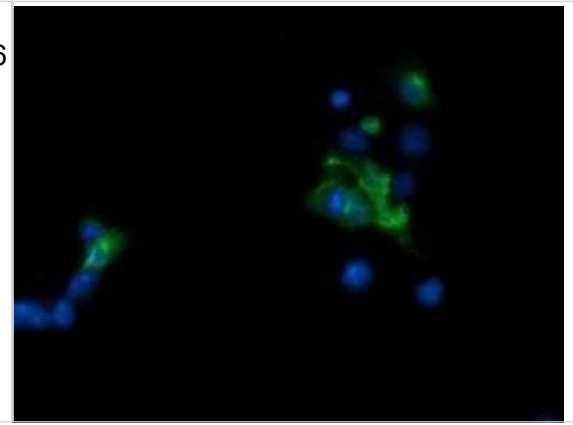
Immunohistochemistry: Tapasin Related Protein Antibody (OTI4H5) [NBP2-46066] - Analysis of Human liver tissue. (Heat-induced epitope retrieval by 10mM citric buffer, pH6.0, 120C for 3min)



Immunohistochemistry: Tapasin Related Protein Antibody (OTI4H5) [NBP2-46066] - Analysis of Adenocarcinoma of Human endometrium tissue. (Heat-induced epitope retrieval by 10mM citric buffer, pH6.0, 120C for 3min)



Immunofluorescence: Tapasin Related Protein Antibody (OT14H5)
[NBP2-46066] - Analysis of COS7 cells transiently transfected by pCMV6
-ENTRY Tapasin Related Protein.





Novus Biologicals USA

10730 E. Briarwood Avenue
Centennial, CO 80112
USA
Phone: 303.730.1950
Toll Free: 1.888.506.6887
Fax: 303.730.1966
nb-customerservice@bio-techne.com

Bio-Techne Canada

21 Canmotor Ave
Toronto, ON M8Z 4E6
Canada
Phone: 905.827.6400
Toll Free: 855.668.8722
Fax: 905.827.6402
canada.inquires@bio-techne.com

Bio-Techne Ltd

19 Barton Lane
Abingdon Science Park
Abingdon, OX14 3NB, United Kingdom
Phone: (44) (0) 1235 529449
Free Phone: 0800 37 34 15
Fax: (44) (0) 1235 533420
info.EMEA@bio-techne.com

General Contact Information

www.novusbio.com
Technical Support: nb-technical@bio-techne.com
Orders: nb-customerservice@bio-techne.com
General: novus@novusbio.com

Products Related to NBP2-46066

HAF007	Goat anti-Mouse IgG Secondary Antibody [HRP]
NB720-B	Rabbit anti-Mouse IgG (H+L) Secondary Antibody [Biotin]
NBP1-97005-0.5mg	Mouse IgG1 Isotype Control (MG1)
NBP1-87922PEP	TAPBPR Recombinant Protein Antigen

Limitations

This product is for research use only and is not approved for use in humans or in clinical diagnosis. Primary Antibodies are guaranteed for 1 year from date of receipt.

For more information on our 100% guarantee, please visit www.novusbio.com/guarantee

Earn gift cards/discounts by submitting a review: www.novusbio.com/reviews/submit/NBP2-46066

Earn gift cards/discounts by submitting a publication using this product:
www.novusbio.com/publications

