Product Datasheet

alpha Desmuslin Antibody (OTI7H6)
NBP2-46044

Unit Size: 0.1 ml

Store at -20C. Avoid freeze-thaw cycles.

www.novusbio.com technical@novusbio.com

Protocols, Publications, Related Products, Reviews, Research Tools and Images at:
www.novusbio.com/NBP2-46044

Updated 9/9/2025 v.20.1

Earn rewards for product reviews and publications.
Submit a publication at www.novusbio.com/publications
Submit a review at www.novusbio.com/reviews/destination/NBP2-46044

NBP2-46044

alpha Desmuslin Antibody (OTI7H6)

Product Information

Unit Size	0.1 ml
Concentration	1 mg/ml
Storage	Store at -20C. Avoid freeze-thaw cycles.
Clonality	Monoclonal
Clone	OTI7H6
Preservative	0.02% Sodium Azide
Isotype	IgG1
Purity	Immunogen affinity purified
Buffer	PBS (pH 7.3), 1.0% BSA and 50% Glycerol
Target Molecular Weight	172.7 kDa

Product Description

Description	Novus Biologicals Mouse alpha Desmuslin Antibody (OTI7H6) (NBP2-46044) is a monoclonal antibody validated for use in IHC and WB. All Novus Biologicals antibodies are covered by our 100% guarantee.
Host	Mouse
Gene ID	23336
Gene Symbol	SYNM
Species	Human
Immunogen	Human recombinant protein fragment corresponding to amino acids 329-580 of human SYNM(NP_663780) produced in E.coli.

Product Application Details

Applications	Western Blot, Immunohistochemistry-Paraffin, Immunohistochemistry
Recommended Dilutions	Western Blot 1:2000, Immunohistochemistry 1:150, Immunohistochemistry-Paraffin 1:150

Images

Western Blot: alpha Desmuslin Antibody (7H6) [NBP2-46044] - Analysis of HEK293T cells were transfected with the pCMV6-ENTRY control (Left lane) or pCMV6-ENTRY Desmuslin.



Immunohistochemistry: alpha Desmuslin Antibody (7H6) [NBP2-46044] - Analysis of Human lymphoma tissue.	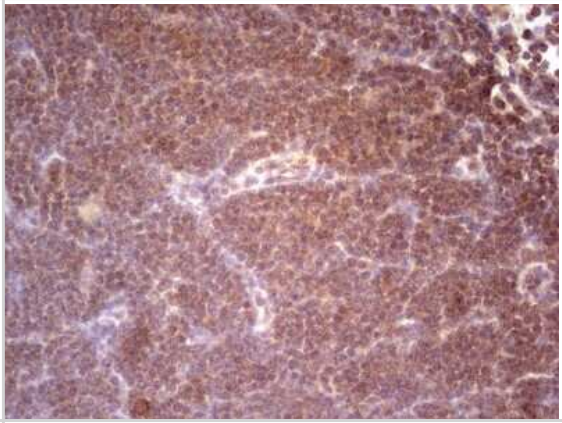
Immunohistochemistry: alpha Desmuslin Antibody (7H6) [NBP2-46044] - Analysis of Carcinoma of Human liver tissue.	
Immunohistochemistry: alpha Desmuslin Antibody (7H6) [NBP2-46044] - Analysis of Adenocarcinoma of Human ovary tissue.	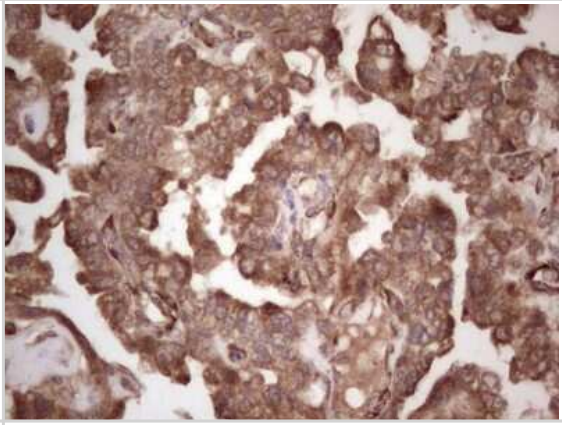
Immunohistochemistry: alpha Desmuslin Antibody (7H6) [NBP2-46044] - Analysis of Carcinoma of Human pancreas tissue.	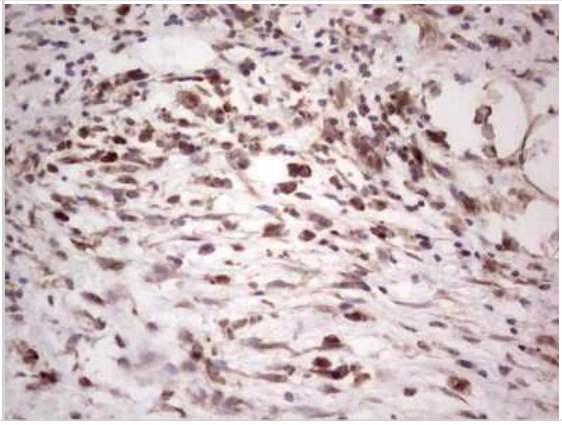

Novus Biologicals USA
10730 E. Briarwood Avenue
Centennial, CO 80112
USA
Phone: 303.730.1950
Toll Free: 1.888.506.6887
Fax: 303.730.1966
nb-customerservice@bio-techne.com

Bio-Techne Canada
21 Canmotor Ave
Toronto, ON M8Z 4E6
Canada
Phone: 905.827.6400
Toll Free: 855.668.8722
Fax: 905.827.6402
canada.inquires@bio-techne.com

Bio-Techne Ltd
19 Barton Lane
Abingdon Science Park
Abingdon, OX14 3NB, United Kingdom
Phone: (44) (0) 1235 529449
Free Phone: 0800 37 34 15
Fax: (44) (0) 1235 533420
info.EMEA@bio-techne.com

General Contact Information
www.novusbio.com
Technical Support: nb-technical@bio-techne.com
Orders: nb-customerservice@bio-techne.com
General: novus@novusbio.com

Products Related to NBP2-46044

NBP2-33376H	Blue Marker Antibody (6F4-F6) [HRP]
HAF007	Goat anti-Mouse IgG Secondary Antibody [HRP]
NB7539	Goat anti-Mouse IgG (H+L) Secondary Antibody [HRP]
NBP1-97005-0.5mg	Mouse IgG1 Isotype Control (MG1)

Limitations
This product is for research use only and is not approved for use in humans or in clinical diagnosis. Primary Antibodies are guaranteed for 1 year from date of receipt.

For more information on our 100% guarantee, please visit www.novusbio.com/guarantee

Earn gift cards/discounts by submitting a review: www.novusbio.com/reviews/submit/NBP2-46044

Earn gift cards/discounts by submitting a publication using this product: www.novusbio.com/publications