

Product Datasheet

TPD52L3/D55 Antibody (OTI8C12) NBP2-46012

Unit Size: 0.1 ml

Store at -20C. Avoid freeze-thaw cycles.

www.novusbio.com



technical@novusbio.com

Protocols, Publications, Related Products, Reviews, Research Tools and Images at:
www.novusbio.com/NBP2-46012

Updated 9/9/2025 v.20.1

Earn rewards for product
reviews and publications.

Submit a publication at www.novusbio.com/publications

Submit a review at www.novusbio.com/reviews/destination/NBP2-46012



NBP2-46012

TPD52L3/D55 Antibody (OTI8C12)


Product Information	
Unit Size	0.1 ml
Concentration	1 mg/ml
Storage	Store at -20C. Avoid freeze-thaw cycles.
Clonality	Monoclonal
Clone	OTI8C12
Preservative	0.02% Sodium Azide
Isotype	IgG1
Purity	Immunogen affinity purified
Buffer	PBS (pH 7.3), 1.0% BSA and 50% Glycerol
Target Molecular Weight	14.4 kDa

Product Description	
Description	Novus Biologicals Mouse TPD52L3/D55 Antibody (OTI8C12) (NBP2-46012) is a monoclonal antibody validated for use in IHC, WB and Flow. All Novus Biologicals antibodies are covered by our 100% guarantee.
Host	Mouse
Gene ID	89882
Gene Symbol	TPD52L3
Species	Human
Immunogen	Full length human recombinant protein of human TPD52L3(NP_001001875) produced in HEK293T cell.

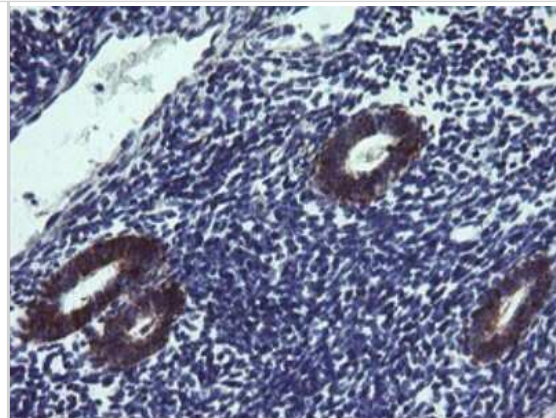
Product Application Details	
Applications	Western Blot, Immunohistochemistry-Paraffin, Flow Cytometry, Immunohistochemistry
Recommended Dilutions	Western Blot 1:2000, Flow Cytometry 1:100, Immunohistochemistry 1:150, Immunohistochemistry-Paraffin

Images

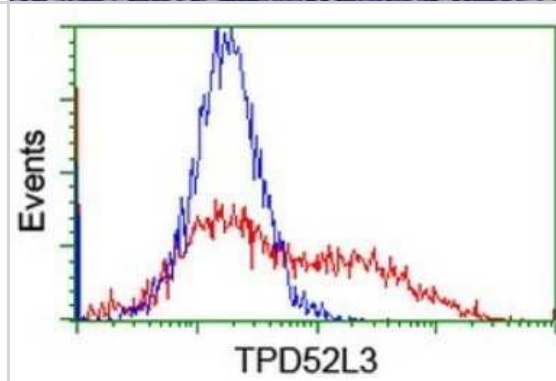
Western Blot: TPD52L3/D55 Antibody (8C12) [NBP2-46012] - Analysis of HEK293T cells were transfected with the pCMV6-ENTRY control (Left lane) or pCMV6-ENTRY TPD52L3.



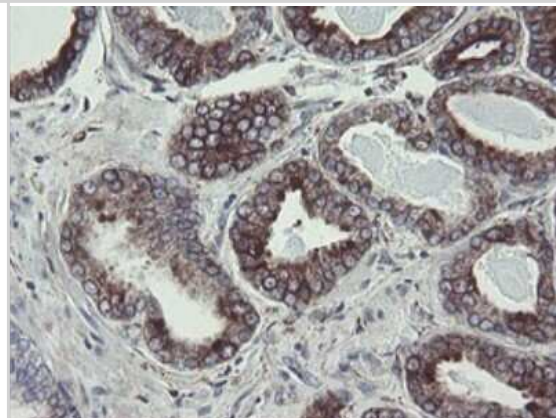
Immunohistochemistry: TPD52L3/D55 Antibody (8C12) [NBP2-46012] - Analysis of Human endometrium tissue.



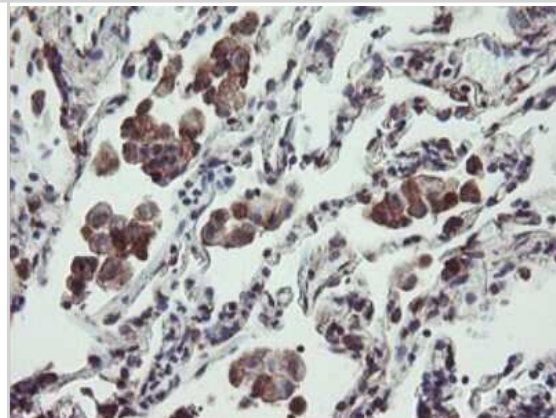
Flow Cytometry: TPD52L3/D55 Antibody (8C12) [NBP2-46012] - Analysis of HEK293T cells transfected with either overexpress plasmid (Red) or empty vector control plasmid (Blue) were immunostained by TPD52L3 antibody.



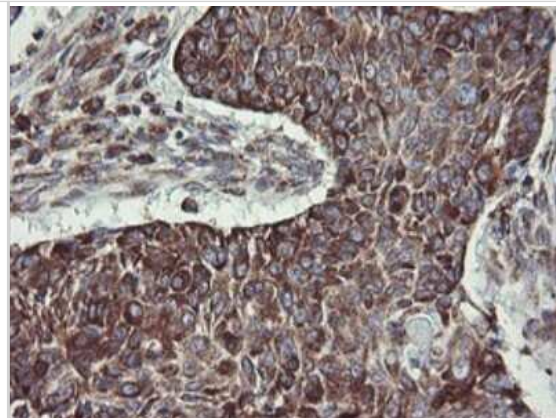
Immunohistochemistry: TPD52L3/D55 Antibody (8C12) [NBP2-46012] - Analysis of Carcinoma of Human prostate tissue.



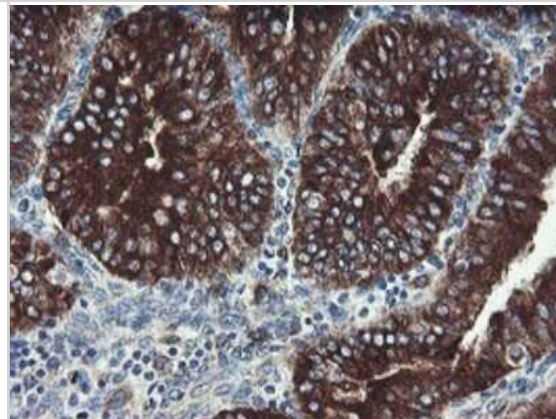
Immunohistochemistry: TPD52L3/D55 Antibody (8C12) [NBP2-46012] - Analysis of Human lung tissue.



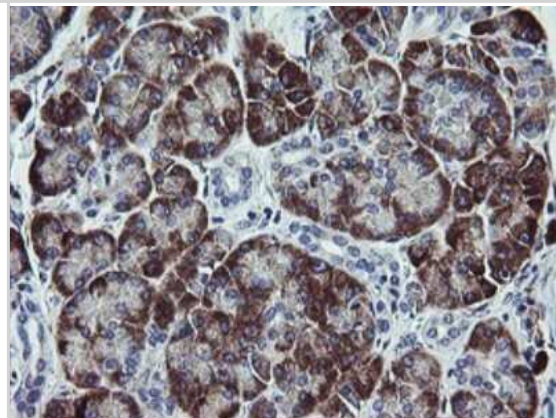
Immunohistochemistry: TPD52L3/D55 Antibody (8C12) [NBP2-46012] - Analysis of Carcinoma of Human lung tissue.



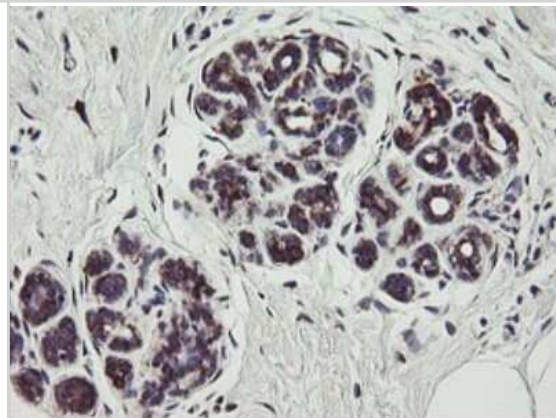
Immunohistochemistry: TPD52L3/D55 Antibody (8C12) [NBP2-46012] - Analysis of Adenocarcinoma of Human endometrium tissue.



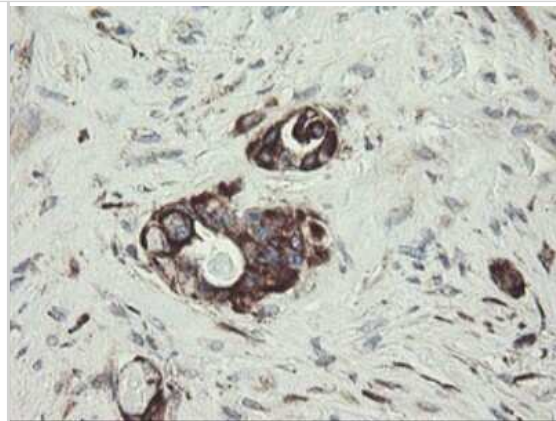
Immunohistochemistry: TPD52L3/D55 Antibody (8C12) [NBP2-46012] - Analysis of Human pancreas tissue.



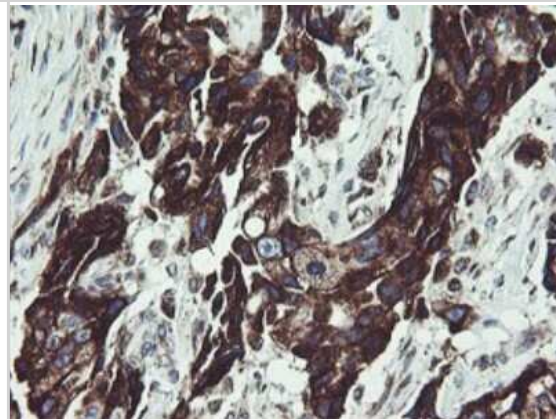
Immunohistochemistry: TPD52L3/D55 Antibody (8C12) [NBP2-46012] - Analysis of Human breast tissue.



Immunohistochemistry: TPD52L3/D55 Antibody (8C12) [NBP2-46012] -
Analysis of Adenocarcinoma of Human colon tissue.



Immunohistochemistry: TPD52L3/D55 Antibody (8C12) [NBP2-46012] -
Analysis of Adenocarcinoma of Human breast tissue.





Novus Biologicals USA

10730 E. Briarwood Avenue
Centennial, CO 80112
USA
Phone: 303.730.1950
Toll Free: 1.888.506.6887
Fax: 303.730.1966
nb-customerservice@bio-techne.com

Bio-Techne Canada

21 Canmotor Ave
Toronto, ON M8Z 4E6
Canada
Phone: 905.827.6400
Toll Free: 855.668.8722
Fax: 905.827.6402
canada.inquires@bio-techne.com

Bio-Techne Ltd

19 Barton Lane
Abingdon Science Park
Abingdon, OX14 3NB, United Kingdom
Phone: (44) (0) 1235 529449
Free Phone: 0800 37 34 15
Fax: (44) (0) 1235 533420
info.EMEA@bio-techne.com

General Contact Information

www.novusbio.com
Technical Support: nb-technical@bio-techne.com
Orders: nb-customerservice@bio-techne.com
General: novus@novusbio.com

Products Related to NBP2-46012

NBP2-33376H	Blue Marker Antibody (6F4-F6) [HRP]
HAF007	Goat anti-Mouse IgG Secondary Antibody [HRP]
NB7539	Goat anti-Mouse IgG (H+L) Secondary Antibody [HRP]
NBP1-97005-0.5mg	Mouse IgG1 Isotype Control (MG1)

Limitations

This product is for research use only and is not approved for use in humans or in clinical diagnosis. Primary Antibodies are guaranteed for 1 year from date of receipt.

For more information on our 100% guarantee, please visit www.novusbio.com/guarantee

Earn gift cards/discounts by submitting a review: www.novusbio.com/reviews/submit/NBP2-46012

Earn gift cards/discounts by submitting a publication using this product:
www.novusbio.com/publications

