

# Product Datasheet

## ICAM-3/CD50 Antibody (OT1E7)

### NBP2-46010

Unit Size: 0.1 ml

Store at -20C. Avoid freeze-thaw cycles.

[www.novusbio.com](http://www.novusbio.com)



[technical@novusbio.com](mailto:technical@novusbio.com)

Protocols, Publications, Related Products, Reviews, Research Tools and Images at:  
[www.novusbio.com/NBP2-46010](http://www.novusbio.com/NBP2-46010)

Updated 3/4/2021 v.20.1

Earn rewards for product  
reviews and publications.

Submit a publication at [www.novusbio.com/publications](http://www.novusbio.com/publications)

Submit a review at [www.novusbio.com/reviews/destination/NBP2-46010](http://www.novusbio.com/reviews/destination/NBP2-46010)



**NBP2-46010**

ICAM-3/CD50 Antibody (OTI1E7)

**Product Information**

<b>Unit Size</b>	0.1 ml
<b>Concentration</b>	1 mg/ml
<b>Storage</b>	Store at -20C. Avoid freeze-thaw cycles.
<b>Clonality</b>	Monoclonal
<b>Clone</b>	OTI1E7
<b>Preservative</b>	0.02% Sodium Azide
<b>Isotype</b>	IgG1
<b>Purity</b>	Immunogen affinity purified
<b>Buffer</b>	PBS (pH 7.3), 1.0% BSA and 50% Glycerol
<b>Target Molecular Weight</b>	56.4 kDa

**Product Description**


<b>Host</b>	Mouse
<b>Gene ID</b>	3385
<b>Gene Symbol</b>	ICAM3
<b>Species</b>	Human, Canine, Monkey
<b>Immunogen</b>	Full length human recombinant protein of human ICAM3(NP_002153) produced in HEK293T cell.

**Product Application Details**

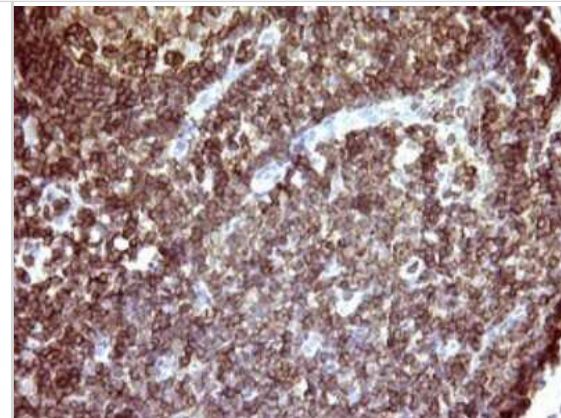
<b>Applications</b>	Western Blot, Immunocytochemistry/ Immunofluorescence, Immunohistochemistry, Immunofluorescence
<b>Recommended Dilutions</b>	Western Blot 1:400-4000, Immunohistochemistry 1:150, Immunocytochemistry/ Immunofluorescence 1:100, Immunofluorescence 1:100

**Images**

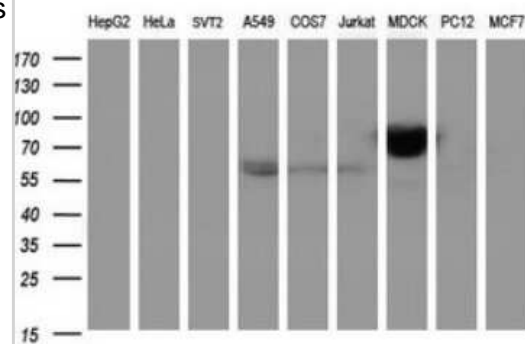
Western Blot: ICAM-3/CD50 Antibody (OTI1E7) [NBP2-46010] - Analysis of HEK293T cells were transfected with the pCMV6-ENTRY control (Left lane) or pCMV6-ENTRY ICAM-3.



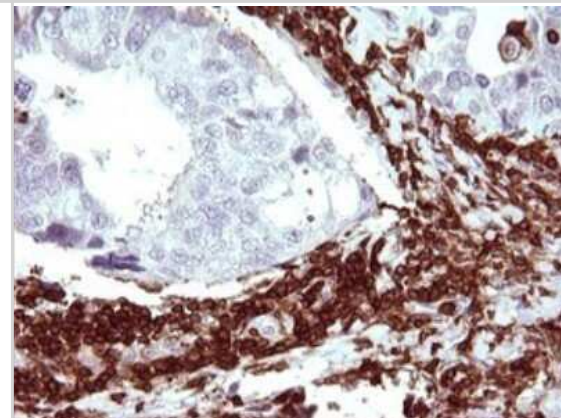
Immunohistochemistry: ICAM-3/CD50 Antibody (OT11E7) [NBP2-46010]  
- Analysis of Human lymph node tissue. (Heat-induced epitope retrieval by 10mM citric buffer, pH6.0, 120C for 3min)



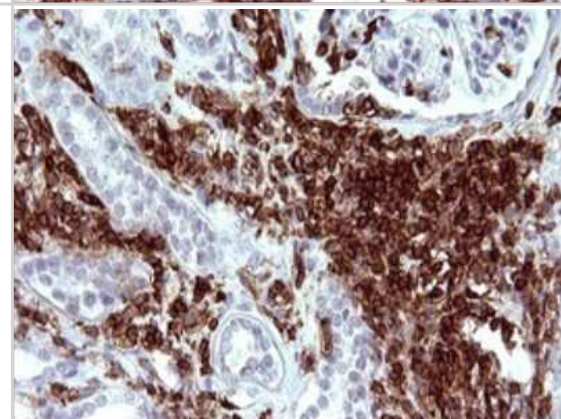
Western Blot: ICAM-3/CD50 Antibody (OT11E7) [NBP2-46010] - Analysis of extracts (35ug) from 9 different cell lines by using ICAM3 monoclonal antibody (HepG2: human; HeLa: human; SVT2: mouse; A549: human; COS7: monkey; Jurkat: human; MDCK: canine; PC12: rat; MCF7: human).



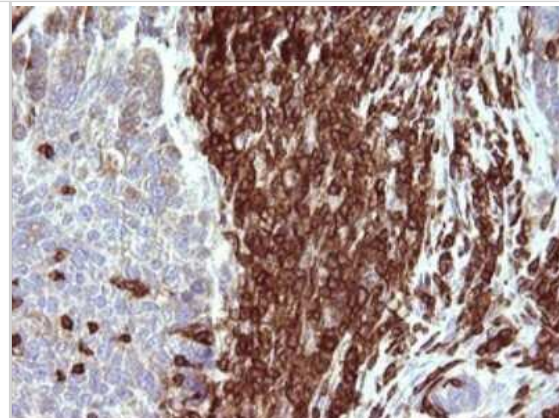
Immunohistochemistry: ICAM-3/CD50 Antibody (OT11E7) [NBP2-46010]  
- Analysis of Adenocarcinoma of Human breast tissue. (Heat-induced epitope retrieval by 10mM citric buffer, pH6.0, 120C for 3min)



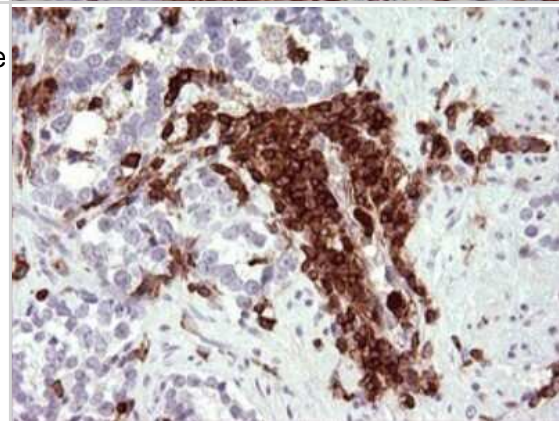
Immunohistochemistry: ICAM-3/CD50 Antibody (OT11E7) [NBP2-46010]  
- Analysis of Human Kidney tissue. (Heat-induced epitope retrieval by 10mM citric buffer, pH6.0, 120C for 3min)



Immunohistochemistry: ICAM-3/CD50 Antibody (OT11E7) [NBP2-46010]  
- Analysis of Carcinoma of Human lung tissue. (Heat-induced epitope retrieval by 10mM citric buffer, pH6.0, 120C for 3min)



Immunohistochemistry: ICAM-3/CD50 Antibody (OT11E7) [NBP2-46010]  
- Analysis of Carcinoma of Human prostate tissue. (Heat-induced epitope retrieval by 10mM citric buffer, pH6.0, 120C for 3min)



Immunofluorescence: ICAM-3/CD50 Antibody (OT11E7) [NBP2-46010] -  
Analysis of COS7 cells transiently transfected by pCMV6-ENTRY  
ICAM3.





### **Novus Biologicals USA**

10730 E. Briarwood Avenue  
Centennial, CO 80112  
USA  
Phone: 303.730.1950  
Toll Free: 1.888.506.6887  
Fax: 303.730.1966  
nb-customerservice@bio-techne.com

### **Bio-Techne Canada**

21 Canmotor Ave  
Toronto, ON M8Z 4E6  
Canada  
Phone: 905.827.6400  
Toll Free: 855.668.8722  
Fax: 905.827.6402  
canada.inquires@bio-techne.com

### **Bio-Techne Ltd**

19 Barton Lane  
Abingdon Science Park  
Abingdon, OX14 3NB, United Kingdom  
Phone: (44) (0) 1235 529449  
Free Phone: 0800 37 34 15  
Fax: (44) (0) 1235 533420  
info.EMEA@bio-techne.com

### **General Contact Information**

www.novusbio.com  
Technical Support: nb-technical@bio-techne.com  
Orders: nb-customerservice@bio-techne.com  
General: novus@novusbio.com

### **Products Related to NBP2-46010**

HAF007	Goat anti-Mouse IgG Secondary Antibody [HRP]
NB720-B	Rabbit anti-Mouse IgG (H+L) Secondary Antibody [Biotin]
NBP1-97005-0.5mg	Mouse IgG1 Isotype Control (MG1)
NBP2-57135PEP	ICAM-3/CD50 Recombinant Protein Antigen

### **Limitations**

This product is for research use only and is not approved for use in humans or in clinical diagnosis. Primary Antibodies are guaranteed for 1 year from date of receipt.

For more information on our 100% guarantee, please visit [www.novusbio.com/guarantee](http://www.novusbio.com/guarantee)

Earn gift cards/discounts by submitting a review: [www.novusbio.com/reviews/submit/NBP2-46010](http://www.novusbio.com/reviews/submit/NBP2-46010)

Earn gift cards/discounts by submitting a publication using this product:  
[www.novusbio.com/publications](http://www.novusbio.com/publications)

