

Product Datasheet

MRPS27 Antibody (OT16E5)

NBP2-45938

Unit Size: 0.1 ml

Store at -20C. Avoid freeze-thaw cycles.

www.novusbio.com



technical@novusbio.com

Protocols, Publications, Related Products, Reviews, Research Tools and Images at:
www.novusbio.com/NBP2-45938

Updated 9/9/2025 v.20.1

Earn rewards for product
reviews and publications.

Submit a publication at www.novusbio.com/publications

Submit a review at www.novusbio.com/reviews/destination/NBP2-45938



NBP2-45938**MRPS27 Antibody (OTI6E5)**

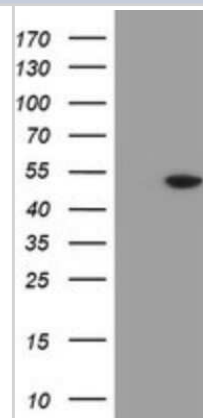
Product Information	
Unit Size	0.1 ml
Concentration	1 mg/ml
Storage	Store at -20C. Avoid freeze-thaw cycles.
Clonality	Monoclonal
Clone	OTI6E5
Preservative	0.02% Sodium Azide
Isotype	IgG1
Purity	Immunogen affinity purified
Buffer	PBS (pH 7.3), 1.0% BSA and 50% Glycerol
Target Molecular Weight	47.4 kDa

Product Description	
Description	Novus Biologicals Mouse MRPS27 Antibody (OTI6E5) (NBP2-45938) is a monoclonal antibody validated for use in IHC, WB, Flow and ICC/IF. All Novus Biologicals antibodies are covered by our 100% guarantee.
Host	Mouse
Gene ID	23107
Gene Symbol	MRPS27
Species	Human
Immunogen	Human recombinant protein fragment corresponding to amino acids 151-414 of human MRPS27 (NP_055899) produced in E.coli.

Product Application Details	
Applications	Western Blot, Immunohistochemistry-Paraffin, Flow Cytometry, Immunocytochemistry/ Immunofluorescence, Immunohistochemistry
Recommended Dilutions	Western Blot 1:2000, Flow Cytometry 1:100, Immunohistochemistry 1:150, Immunocytochemistry/ Immunofluorescence 1:100, Immunohistochemistry-Paraffin

Images

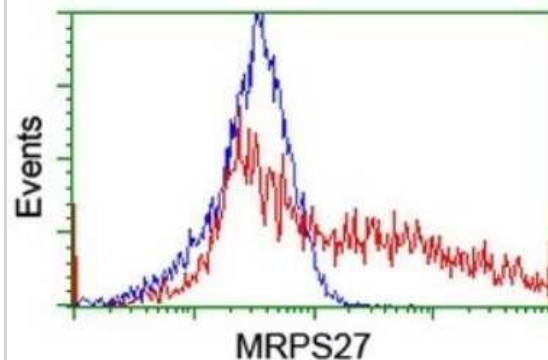
Western Blot: MRPS27 Antibody (OTI6E5) [NBP2-45938] - Analysis of HEK293T cells were transfected with the pCMV6-ENTRY control (Left lane) or pCMV6-ENTRY MRPS27.



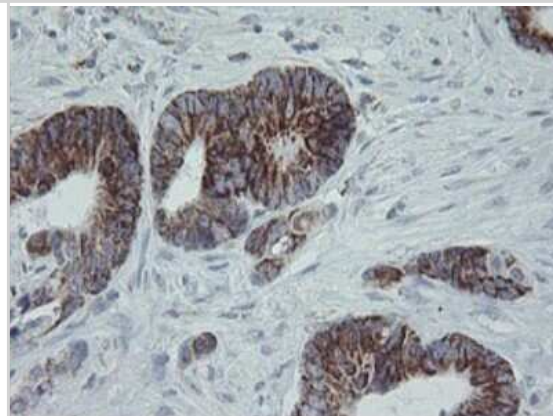
Immunohistochemistry: MRPS27 Antibody (OTI6E5) [NBP2-45938] - Analysis of Human colon tissue.



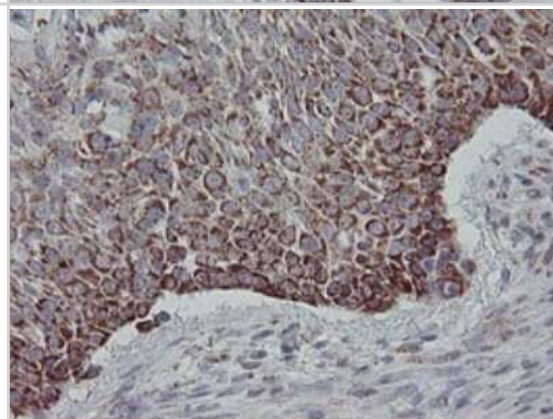
Flow Cytometry: MRPS27 Antibody (OTI6E5) [NBP2-45938] - Analysis of HEK293T cells transfected with either overexpress plasmid(Red) or empty vector control plasmid(Blue) were immunostained by MRPS27 antibody.



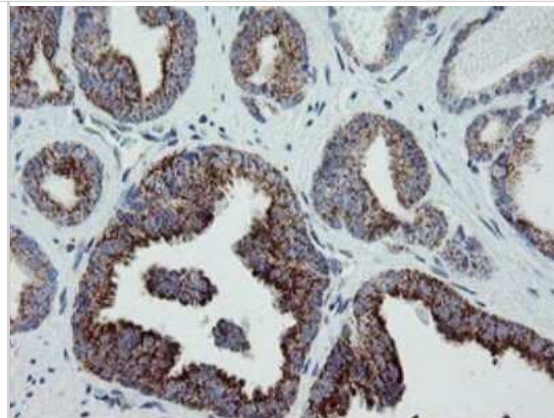
Immunohistochemistry: MRPS27 Antibody (OTI6E5) [NBP2-45938] - Analysis of Adenocarcinoma of Human colon tissue.



Immunohistochemistry: MRPS27 Antibody (OTI6E5) [NBP2-45938] - Analysis of Carcinoma of Human lung tissue.



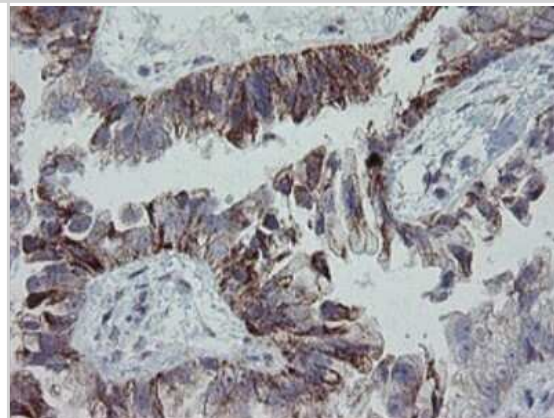
Immunohistochemistry: MRPS27 Antibody (OT16E5) [NBP2-45938] - Analysis of Carcinoma of Human prostate tissue.



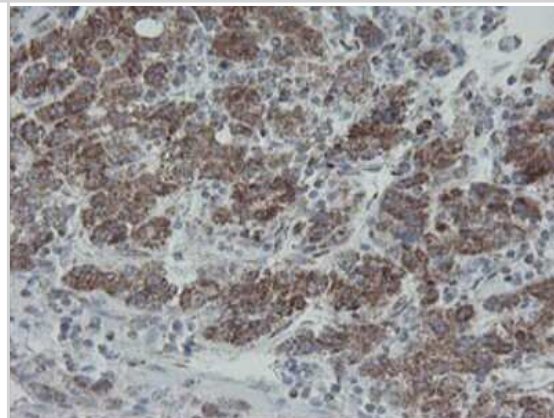
Immunohistochemistry: MRPS27 Antibody (OT16E5) [NBP2-45938] - Analysis of Human lung tissue.



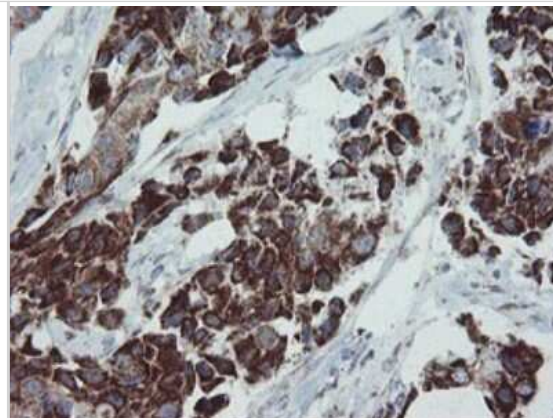
Immunohistochemistry: MRPS27 Antibody (OT16E5) [NBP2-45938] - Analysis of Adenocarcinoma of Human ovary tissue.



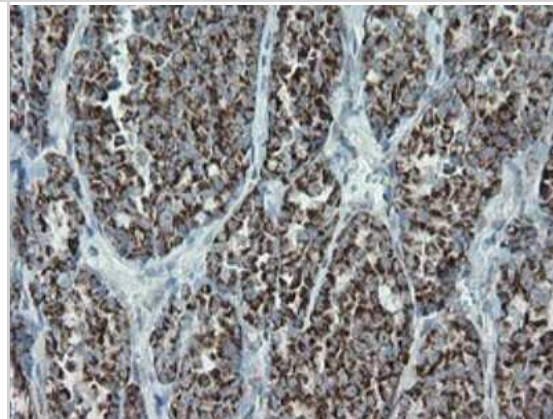
Immunohistochemistry: MRPS27 Antibody (OT16E5) [NBP2-45938] - Analysis of Carcinoma of Human liver tissue.



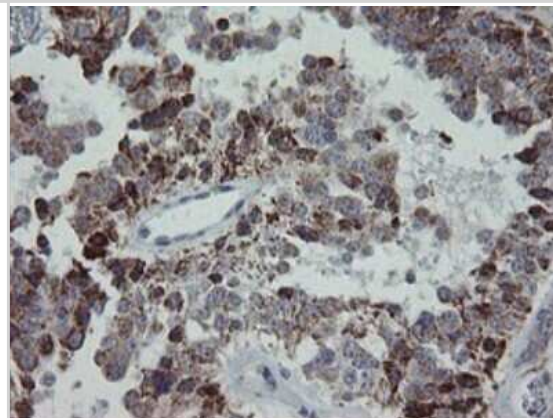
Immunohistochemistry: MRPS27 Antibody (OT16E5) [NBP2-45938] - Analysis of Adenocarcinoma of Human breast tissue.



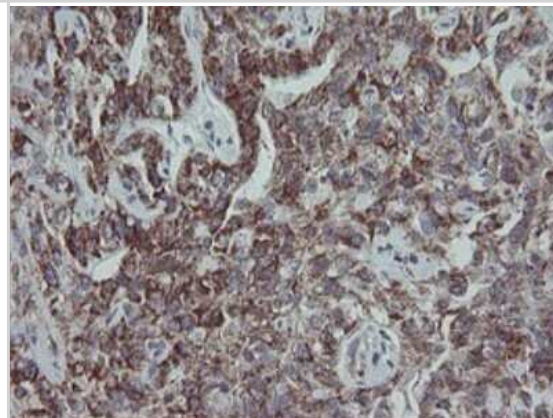
Immunohistochemistry: MRPS27 Antibody (OT16E5) [NBP2-45938] - Analysis of Carcinoma of Human thyroid tissue.



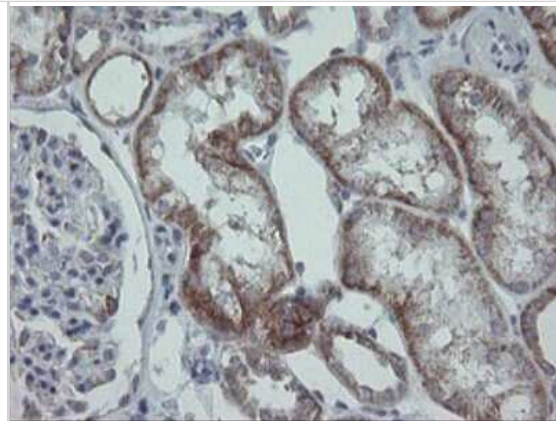
Immunohistochemistry: MRPS27 Antibody (OT16E5) [NBP2-45938] - Analysis of Carcinoma of Human pancreas tissue.



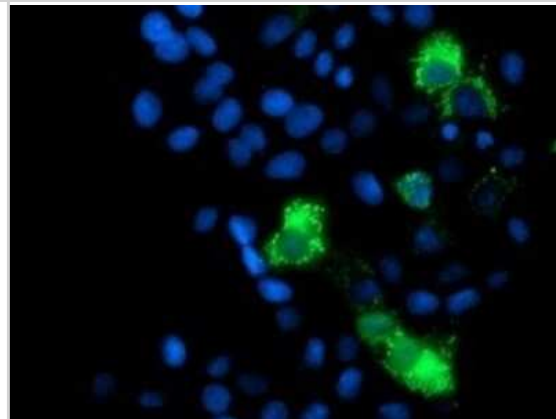
Immunohistochemistry: MRPS27 Antibody (OT16E5) [NBP2-45938] - Analysis of Carcinoma of Human kidney tissue.



Immunohistochemistry: MRPS27 Antibody (OTI6E5) [NBP2-45938] - Analysis of Human Kidney tissue.



Immunofluorescence: MRPS27 Antibody (OTI6E5) [NBP2-45938] - Analysis of COS7 cells transiently transfected by pCMV6-ENTRY MRPS27.





Novus Biologicals USA

10730 E. Briarwood Avenue
Centennial, CO 80112
USA
Phone: 303.730.1950
Toll Free: 1.888.506.6887
Fax: 303.730.1966
nb-customerservice@bio-techne.com

Bio-Techne Canada

21 Canmotor Ave
Toronto, ON M8Z 4E6
Canada
Phone: 905.827.6400
Toll Free: 855.668.8722
Fax: 905.827.6402
canada.inquires@bio-techne.com

Bio-Techne Ltd

19 Barton Lane
Abingdon Science Park
Abingdon, OX14 3NB, United Kingdom
Phone: (44) (0) 1235 529449
Free Phone: 0800 37 34 15
Fax: (44) (0) 1235 533420
info.EMEA@bio-techne.com

General Contact Information

www.novusbio.com
Technical Support: nb-technical@bio-techne.com
Orders: nb-customerservice@bio-techne.com
General: novus@novusbio.com

Products Related to NBP2-45938

NBP2-33376H	Blue Marker Antibody (6F4-F6) [HRP]
HAF007	Goat anti-Mouse IgG Secondary Antibody [HRP]
NB7539	Goat anti-Mouse IgG (H+L) Secondary Antibody [HRP]
NBP1-97005-0.5mg	Mouse IgG1 Isotype Control (MG1)

Limitations

This product is for research use only and is not approved for use in humans or in clinical diagnosis. Primary Antibodies are guaranteed for 1 year from date of receipt.

For more information on our 100% guarantee, please visit www.novusbio.com/guarantee

Earn gift cards/discounts by submitting a review: www.novusbio.com/reviews/submit/NBP2-45938

Earn gift cards/discounts by submitting a publication using this product:
www.novusbio.com/publications

