

Product Datasheet

ERR gamma/NR3B3 Antibody (OTI1E5) NBP2-45698

Unit Size: 0.1 ml

Store at -20C. Avoid freeze-thaw cycles.

www.novusbio.com



technical@novusbio.com

Protocols, Publications, Related Products, Reviews, Research Tools and Images at:
www.novusbio.com/NBP2-45698

Updated 9/9/2025 v.20.1

Earn rewards for product
reviews and publications.

Submit a publication at www.novusbio.com/publications

Submit a review at www.novusbio.com/reviews/destination/NBP2-45698



NBP2-45698

ERR gamma/NR3B3 Antibody (OTI1E5)


| Product Information | |
|-------------------------|--|
| Unit Size | 0.1 ml |
| Concentration | 1 mg/ml |
| Storage | Store at -20C. Avoid freeze-thaw cycles. |
| Clonality | Monoclonal |
| Clone | OTI1E5 |
| Preservative | 0.02% Sodium Azide |
| Isotype | IgG1 |
| Purity | Immunogen affinity purified |
| Buffer | PBS (pH 7.3), 1.0% BSA and 50% Glycerol |
| Target Molecular Weight | 51.1 kDa |

| Product Description | |
|---------------------|---|
| Description | Novus Biologicals Mouse ERR gamma/NR3B3 Antibody (OTI1E5) (NBP2-45698) is a monoclonal antibody validated for use in IHC and WB. All Novus Biologicals antibodies are covered by our 100% guarantee. |
| Host | Mouse |
| Gene ID | 2104 |
| Gene Symbol | ESRRG |
| Species | Human, Mouse, Rat |
| Reactivity Notes | Please note that this antibody is reactive to Mouse and derived from the same host, Mouse. Mouse-On-Mouse blocking reagent may be needed for IHC and ICC experiments to reduce high background signal. You can find these reagents under catalog numbers PK-2200-NB and MP-2400-NB. Please contact Technical Support if you have any questions. |
| Immunogen | Human recombinant protein fragment corresponding to amino acids 24-263 of human ESRRG(NP_001429) produced in E.coli. |

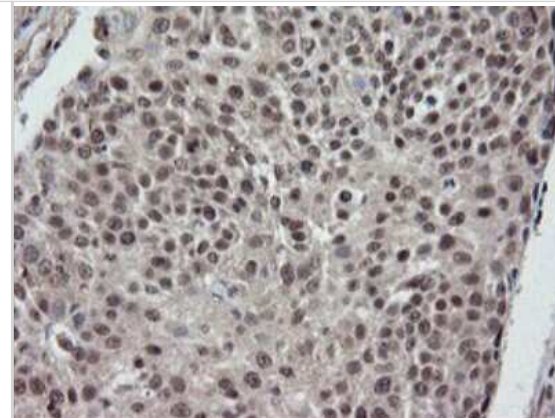
| Product Application Details | |
|-----------------------------|--|
| Applications | Western Blot, Immunohistochemistry-Paraffin, Immunohistochemistry |
| Recommended Dilutions | Western Blot 1:2000, Immunohistochemistry 1:150, Immunohistochemistry-Paraffin 1:150 |

Images

Western Blot: ERR gamma/NR3B3 Antibody (1E5) [NBP2-45698] - Analysis of HEK293T cells were transfected with the pCMV6-ENTRY control (Left lane) or pCMV6-ENTRY ERR gamma.



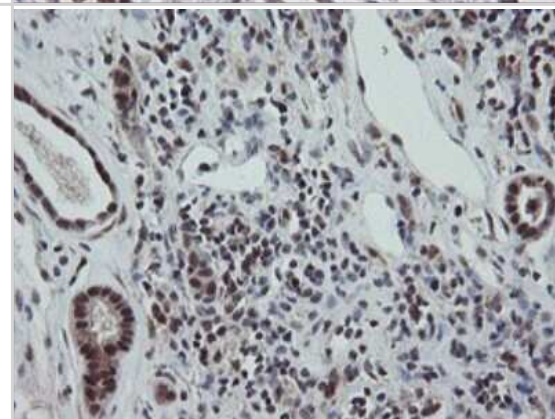
Immunohistochemistry: ERR gamma/NR3B3 Antibody (1E5) [NBP2-45698] - Analysis of Carcinoma of Human bladder tissue.



Immunohistochemistry: ERR gamma/NR3B3 Antibody (1E5) [NBP2-45698] - Analysis of Human breast tissue.



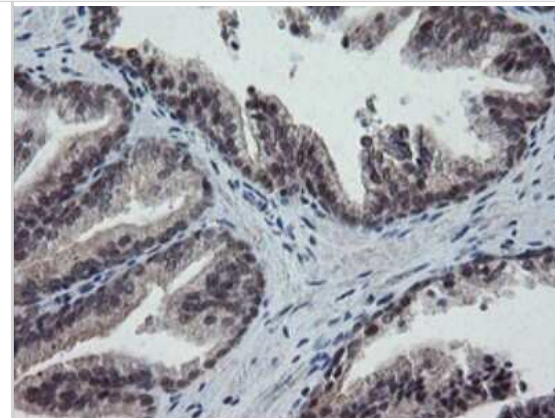
Immunohistochemistry: ERR gamma/NR3B3 Antibody (1E5) [NBP2-45698] - Analysis of Carcinoma of Human kidney tissue.



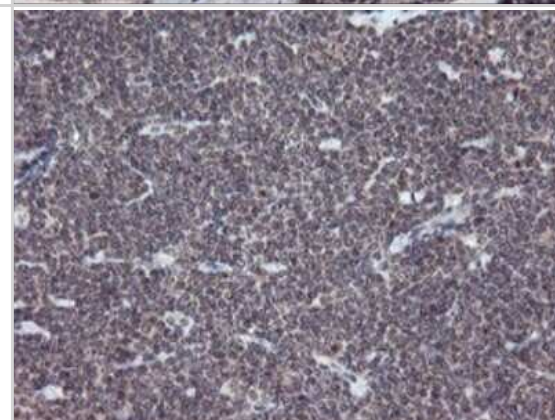
Immunohistochemistry: ERR gamma/NR3B3 Antibody (1E5) [NBP2-45698] - Analysis of Human Kidney tissue.



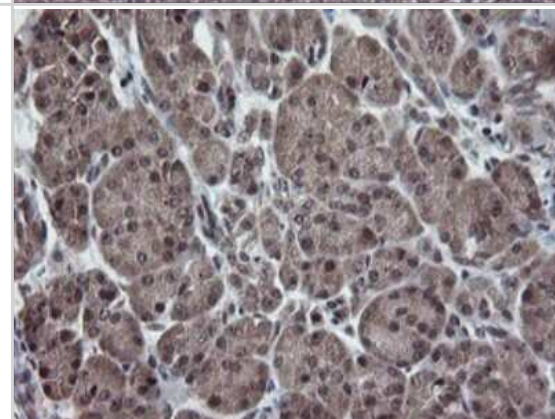
Immunohistochemistry: ERR gamma/NR3B3 Antibody (1E5) [NBP2-45698] - Analysis of Human prostate tissue.



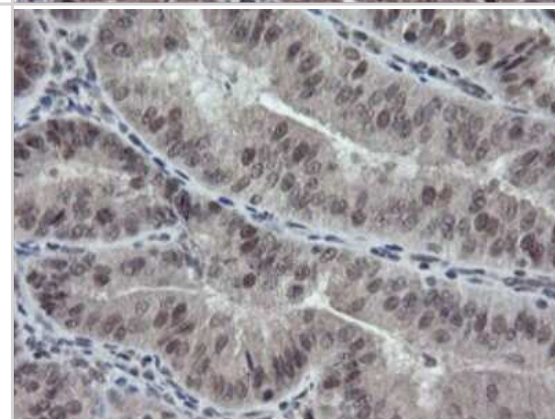
Immunohistochemistry: ERR gamma/NR3B3 Antibody (1E5) [NBP2-45698] - Analysis of Human tonsil tissue.



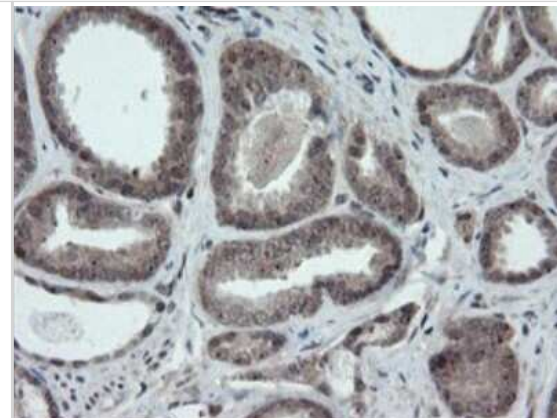
Immunohistochemistry: ERR gamma/NR3B3 Antibody (1E5) [NBP2-45698] - Analysis of Human pancreas tissue.



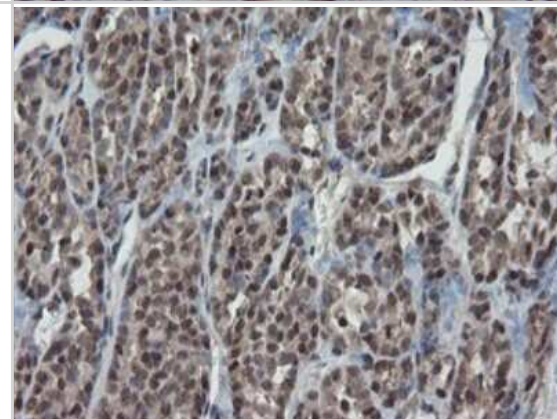
Immunohistochemistry: ERR gamma/NR3B3 Antibody (1E5) [NBP2-45698] - Analysis of Adenocarcinoma of Human endometrium tissue.



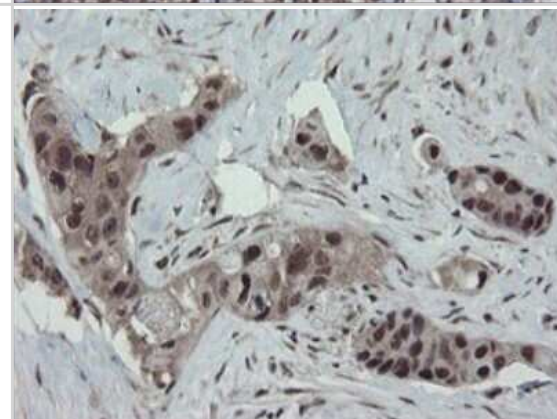
Immunohistochemistry: ERR gamma/NR3B3 Antibody (1E5) [NBP2-45698] - Analysis of Carcinoma of Human prostate tissue.



Immunohistochemistry: ERR gamma/NR3B3 Antibody (1E5) [NBP2-45698] - Analysis of Carcinoma of Human thyroid tissue.



Immunohistochemistry: ERR gamma/NR3B3 Antibody (1E5) [NBP2-45698] - Analysis of Human colon tissue.





Novus Biologicals USA

10730 E. Briarwood Avenue
Centennial, CO 80112
USA
Phone: 303.730.1950
Toll Free: 1.888.506.6887
Fax: 303.730.1966
nb-customerservice@bio-techne.com

Bio-Techne Canada

21 Canmotor Ave
Toronto, ON M8Z 4E6
Canada
Phone: 905.827.6400
Toll Free: 855.668.8722
Fax: 905.827.6402
canada.inquires@bio-techne.com

Bio-Techne Ltd

19 Barton Lane
Abingdon Science Park
Abingdon, OX14 3NB, United Kingdom
Phone: (44) (0) 1235 529449
Free Phone: 0800 37 34 15
Fax: (44) (0) 1235 533420
info.EMEA@bio-techne.com

General Contact Information

www.novusbio.com
Technical Support: nb-technical@bio-techne.com
Orders: nb-customerservice@bio-techne.com
General: novus@novusbio.com

Products Related to NBP2-45698

| | |
|--------------------|---|
| HAF007 | Goat anti-Mouse IgG Secondary Antibody [HRP] |
| NB720-B | Rabbit anti-Mouse IgG (H+L) Secondary Antibody [Biotin] |
| NBP1-97005-0.5mg | Mouse IgG1 Isotype Control (MG1) |
| H00002104-P02-10ug | Recombinant Human ERR gamma/NR3B3 GST (N-Term) Protein |

Limitations

This product is for research use only and is not approved for use in humans or in clinical diagnosis. Primary Antibodies are guaranteed for 1 year from date of receipt.

For more information on our 100% guarantee, please visit www.novusbio.com/guarantee

Earn gift cards/discounts by submitting a review: www.novusbio.com/reviews/submit/NBP2-45698

Earn gift cards/discounts by submitting a publication using this product:
www.novusbio.com/publications

