

# Product Datasheet

## CATIP Antibody (OTI4B4)

### NBP2-45568

Unit Size: 0.1 ml

Store at -20C. Avoid freeze-thaw cycles.

[www.novusbio.com](http://www.novusbio.com)



[technical@novusbio.com](mailto:technical@novusbio.com)

Protocols, Publications, Related Products, Reviews, Research Tools and Images at:  
[www.novusbio.com/NBP2-45568](http://www.novusbio.com/NBP2-45568)

Updated 9/20/2021 v.20.1

Earn rewards for product  
reviews and publications.

Submit a publication at [www.novusbio.com/publications](http://www.novusbio.com/publications)

Submit a review at [www.novusbio.com/reviews/destination/NBP2-45568](http://www.novusbio.com/reviews/destination/NBP2-45568)



**NBP2-45568**

CATIP Antibody (OTI4B4)

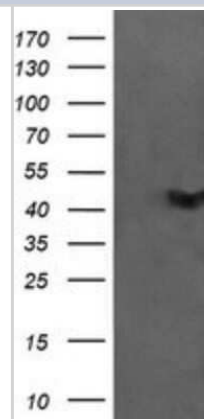
Product Information	
Unit Size	0.1 ml
Concentration	1 mg/ml
Storage	Store at -20C. Avoid freeze-thaw cycles.
Clonality	Monoclonal
Clone	OTI4B4
Preservative	0.02% Sodium Azide
Isotype	IgG2a
Purity	Immunogen affinity purified
Buffer	PBS (pH 7.3), 1.0% BSA and 50% Glycerol
Target Molecular Weight	43.7 kDa

Product Description	
Host	Mouse
Gene ID	375307
Gene Symbol	CATIP
Species	Human, Mouse, Rat, Canine, Monkey
Reactivity Notes	Please note that this antibody is reactive to Mouse and derived from the same host, Mouse. Mouse-On-Mouse blocking reagent may be needed for IHC and ICC experiments to reduce high background signal. You can find these reagents under catalog numbers PK-2200-NB and MP-2400-NB. Please contact Technical Support if you have any questions.
Immunogen	Full length human recombinant protein of human C2orf62(NP_940961) produced in HEK293T cell.

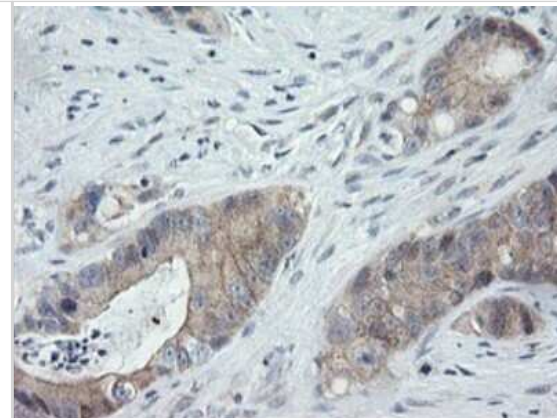
Product Application Details	
Applications	Western Blot, Immunocytochemistry/ Immunofluorescence, Immunohistochemistry, Immunofluorescence
Recommended Dilutions	Western Blot 1:2000, Immunohistochemistry 1:150, Immunocytochemistry/ Immunofluorescence 1:100, Immunofluorescence 1:100

**Images**

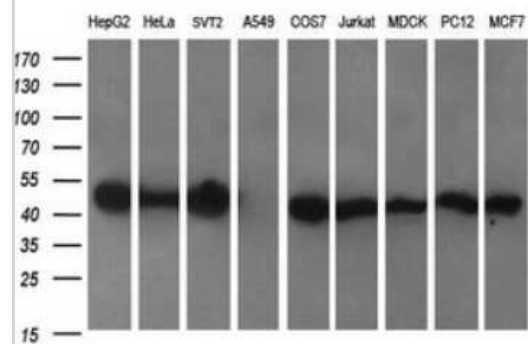
Western Blot: CATIP Antibody (OTI4B4) [NBP2-45568] - Analysis of HEK293T cells were transfected with the pCMV6-ENTRY control (Left lane) or pCMV6-ENTRY C2orf62 .



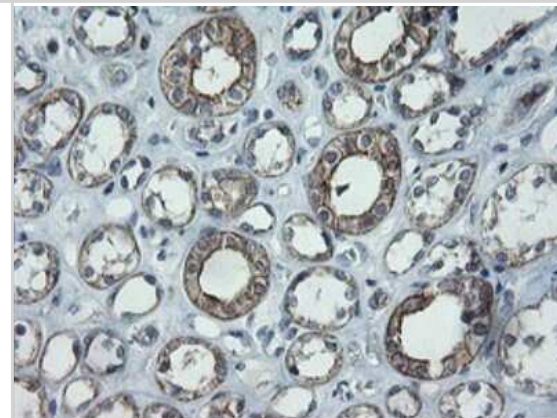
Immunohistochemistry: CATIP Antibody (OTI4B4) [NBP2-45568] - Analysis of Adenocarcinoma of Human colon tissue.



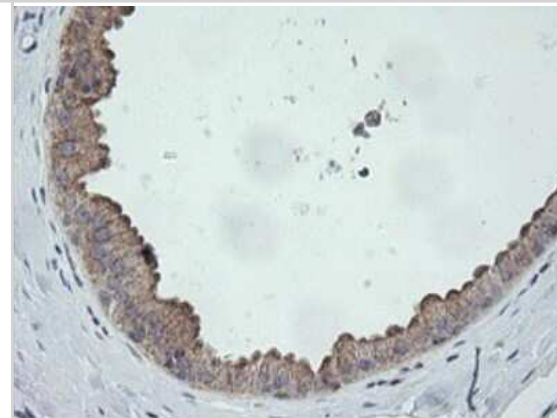
Western Blot: CATIP Antibody (OTI4B4) [NBP2-45568] - Analysis of extracts (35ug) from 9 different cell lines by using C2orf62 monoclonal antibody (HepG2: human; HeLa: human; SVT2: mouse; A549: human; COS7: monkey; Jurkat: human; MDCK: canine; PC12: rat; MCF7: human)



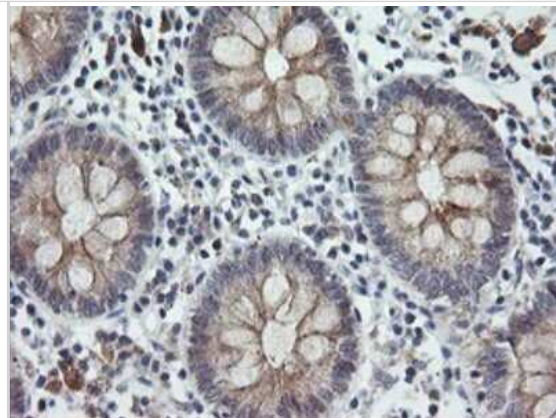
Immunohistochemistry: CATIP Antibody (OTI4B4) [NBP2-45568] - Analysis of Human Kidney tissue.



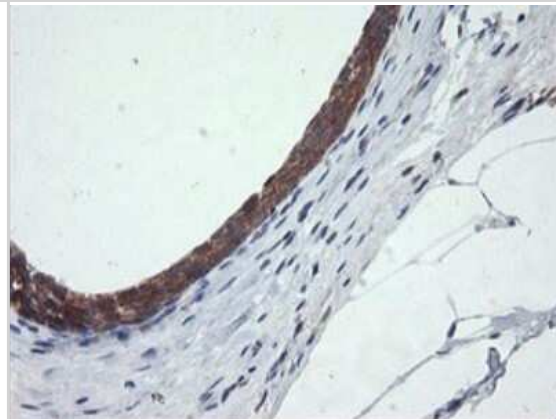
Immunohistochemistry: CATIP Antibody (OTI4B4) [NBP2-45568] - Analysis of Human breast tissue.



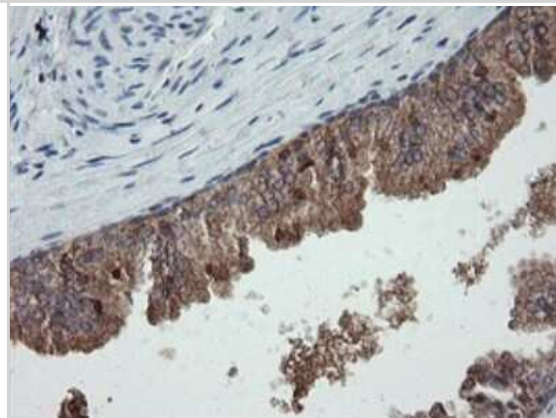
Immunohistochemistry: CATIP Antibody (OTI4B4) [NBP2-45568] - Analysis of Human colon tissue.



Immunohistochemistry: CATIP Antibody (OTI4B4) [NBP2-45568] - Analysis of Human bladder tissue.



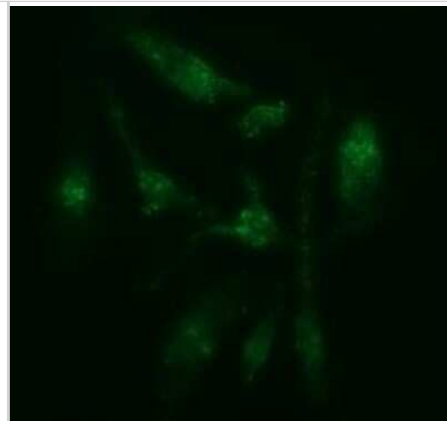
Immunohistochemistry: CATIP Antibody (OTI4B4) [NBP2-45568] - Analysis of Human prostate tissue.



Immunofluorescence: CATIP Antibody (OTI4B4) [NBP2-45568] - Analysis of COS7 cells transiently transfected by pCMV6-ENTRY C2orf62.



Immunofluorescence: CATIP Antibody (OTI4B4) [NBP2-45568] -  
Analysis of HeLa cells.





### **Novus Biologicals USA**

10730 E. Briarwood Avenue  
Centennial, CO 80112  
USA  
Phone: 303.730.1950  
Toll Free: 1.888.506.6887  
Fax: 303.730.1966  
nb-customerservice@bio-techne.com

### **Bio-Techne Canada**

21 Canmotor Ave  
Toronto, ON M8Z 4E6  
Canada  
Phone: 905.827.6400  
Toll Free: 855.668.8722  
Fax: 905.827.6402  
canada.inquires@bio-techne.com

### **Bio-Techne Ltd**

19 Barton Lane  
Abingdon Science Park  
Abingdon, OX14 3NB, United Kingdom  
Phone: (44) (0) 1235 529449  
Free Phone: 0800 37 34 15  
Fax: (44) (0) 1235 533420  
info.EMEA@bio-techne.com

### **General Contact Information**

www.novusbio.com  
Technical Support: nb-technical@bio-techne.com  
Orders: nb-customerservice@bio-techne.com  
General: novus@novusbio.com

### **Products Related to NBP2-45568**

---

HAF007	Goat anti-Mouse IgG Secondary Antibody [HRP]
NB720-B	Rabbit anti-Mouse IgG (H+L) Secondary Antibody [Biotin]
NBP1-96778	Mouse IgG2a Isotype Control (M2A)
H00375307-P01-10ug	Recombinant Human CATIP GST (N-Term) Protein

---

### **Limitations**

This product is for research use only and is not approved for use in humans or in clinical diagnosis. Primary Antibodies are guaranteed for 1 year from date of receipt.

For more information on our 100% guarantee, please visit [www.novusbio.com/guarantee](http://www.novusbio.com/guarantee)

Earn gift cards/discounts by submitting a review: [www.novusbio.com/reviews/submit/NBP2-45568](http://www.novusbio.com/reviews/submit/NBP2-45568)

Earn gift cards/discounts by submitting a publication using this product:  
[www.novusbio.com/publications](http://www.novusbio.com/publications)

