

Product Datasheet

RBPMS Antibody (OTI2G10)

NBP2-45551

Unit Size: 0.1 ml

Store at -20C. Avoid freeze-thaw cycles.

www.novusbio.com



technical@novusbio.com

Publications: 2

Protocols, Publications, Related Products, Reviews, Research Tools and Images at:
www.novusbio.com/NBP2-45551

Updated 10/23/2024 v.20.1

Earn rewards for product
reviews and publications.

Submit a publication at www.novusbio.com/publications

Submit a review at www.novusbio.com/reviews/destination/NBP2-45551



NBP2-45551

RBPMS Antibody (OTI2G10)

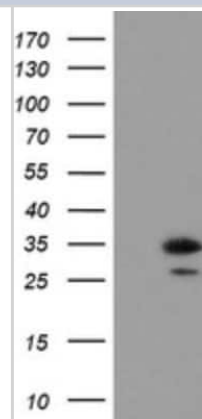
Product Information	
Unit Size	0.1 ml
Concentration	1 mg/ml
Storage	Store at -20C. Avoid freeze-thaw cycles.
Clonality	Monoclonal
Clone	OTI2G10
Preservative	0.02% Sodium Azide
Isotype	IgG1
Purity	Immunogen affinity purified
Buffer	PBS (pH 7.3), 1.0% BSA and 50% Glycerol
Target Molecular Weight	24.1 kDa

Product Description	
Host	Mouse
Gene ID	11030
Gene Symbol	RBPMS
Species	Human, Mouse, Rat, Monkey
Reactivity Notes	Use in Monkey reported in scientific literature (PMID:35024589) Please note that this antibody is reactive to Mouse and derived from the same host, Mouse. Mouse-On-Mouse blocking reagent may be needed for IHC and ICC experiments to reduce high background signal. You can find these reagents under catalog numbers PK-2200-NB and MP-2400-NB. Please contact Technical Support if you have any questions..
Immunogen	Full length human recombinant protein of human RBPMS (NP_001008712) produced in E.coli.

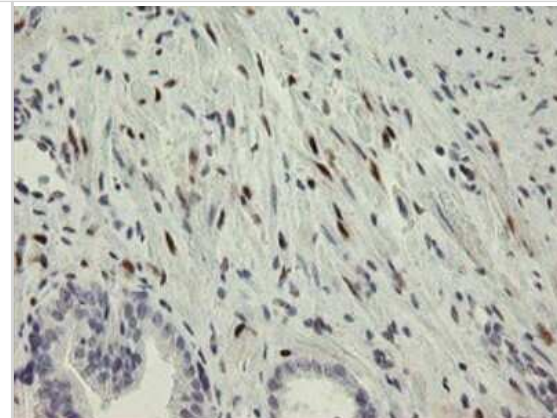
Product Application Details	
Applications	Western Blot, Flow Cytometry, Immunohistochemistry, Immunohistochemistry-Frozen, Immunohistochemistry-Paraffin
Recommended Dilutions	Western Blot 1:2000, Flow Cytometry 1:100, Immunohistochemistry 1:150, Immunohistochemistry-Paraffin, Immunohistochemistry-Frozen
Application Notes	Use in IHC-FR reported in scientific literature (PMID:35024589)..

Images

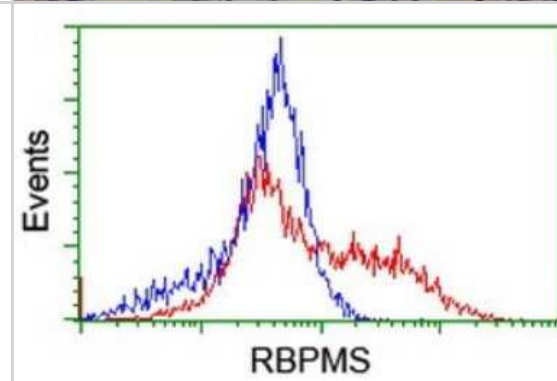
Western Blot: RBPMS Antibody (2G10) [NBP2-45551] - Analysis of HEK293T cells were transfected with the pCMV6-ENTRY control (Left lane) or pCMV6-ENTRY RBPMS.



Immunohistochemistry: RBPMS Antibody (2G10) [NBP2-45551] - Analysis of Human prostate tissue.



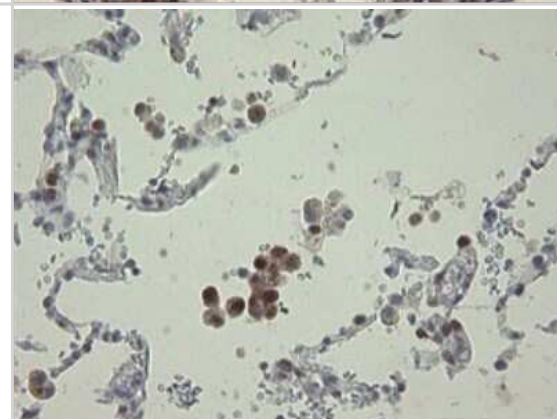
Flow Cytometry: RBPMS Antibody (2G10) [NBP2-45551] - Analysis of HEK293T cells transfected with either RC200248 overexpress plasmid (Red) or empty vector control plasmid (Blue) were immunostained by RBPMS antibody, and then analyzed by flow cytometry.



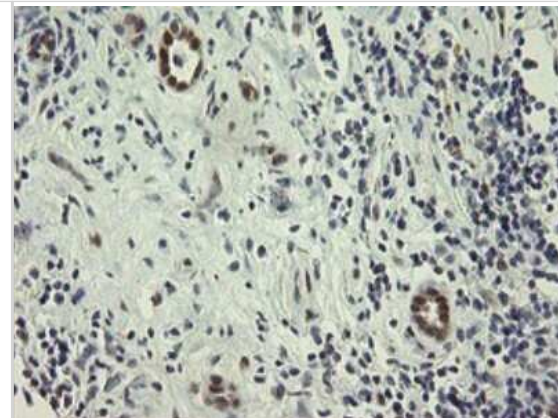
Immunohistochemistry: RBPMS Antibody (2G10) [NBP2-45551] - Analysis of Adenocarcinoma of Human endometrium tissue.



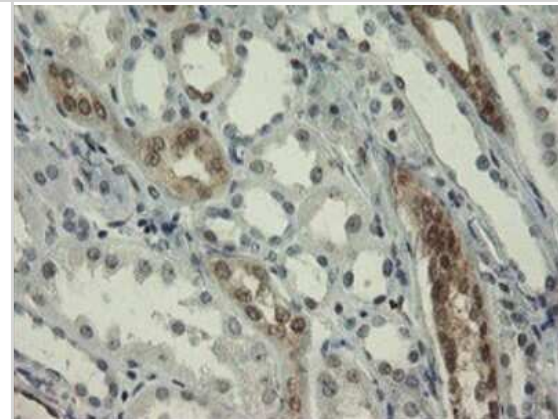
Immunohistochemistry: RBPMS Antibody (2G10) [NBP2-45551] - Analysis of Human lung tissue.



Immunohistochemistry: RBPMS Antibody (2G10) [NBP2-45551] - Analysis of Carcinoma of Human kidney tissue.



Immunohistochemistry: RBPMS Antibody (2G10) [NBP2-45551] - Analysis of Human Kidney tissue.



Publications

Gudiseva HV, Vratasha V, He J Et al. Single Cell Sequencing of Induced Pluripotent Stem Cell Derived Retinal Ganglion Cells (iPSC-RGC) Reveals Distinct Molecular Signatures and RGC Subtypes Genes (Basel) 2021-12-24 [PMID: 34946963] (FLOW, Human)

Details:

Citation using the Azide and BSA Free version of this antibody.

Yamasaki S, Tu H, Matsuyama T et al. A Genetic modification that reduces ON-bipolar cells in hESC-derived retinas enhances functional integration after transplantation iScience 2022-01-01 [PMID: 35024589] (IHC-Fr, Monkey)



Novus Biologicals USA

10730 E. Briarwood Avenue
Centennial, CO 80112
USA
Phone: 303.730.1950
Toll Free: 1.888.506.6887
Fax: 303.730.1966
nb-customerservice@bio-techne.com

Bio-Techne Canada

21 Canmotor Ave
Toronto, ON M8Z 4E6
Canada
Phone: 905.827.6400
Toll Free: 855.668.8722
Fax: 905.827.6402
canada.inquires@bio-techne.com

Bio-Techne Ltd

19 Barton Lane
Abingdon Science Park
Abingdon, OX14 3NB, United Kingdom
Phone: (44) (0) 1235 529449
Free Phone: 0800 37 34 15
Fax: (44) (0) 1235 533420
info.EMEA@bio-techne.com

General Contact Information

www.novusbio.com
Technical Support: nb-technical@bio-techne.com
Orders: nb-customerservice@bio-techne.com
General: novus@novusbio.com

Products Related to NBP2-45551

HAF007	Goat anti-Mouse IgG Secondary Antibody [HRP]
NB720-B	Rabbit anti-Mouse IgG (H+L) Secondary Antibody [Biotin]
NBP1-97005-0.5mg	Mouse IgG1 Isotype Control (MG1)
H00011030-P01-10ug	Recombinant Human RBPMS GST (N-Term) Protein

Limitations

This product is for research use only and is not approved for use in humans or in clinical diagnosis. Primary Antibodies are guaranteed for 1 year from date of receipt.

For more information on our 100% guarantee, please visit www.novusbio.com/guarantee

Earn gift cards/discounts by submitting a review: www.novusbio.com/reviews/submit/NBP2-45551

Earn gift cards/discounts by submitting a publication using this product:
www.novusbio.com/publications

