

Product Datasheet

alpha-Methylacyl-CoA Racemase/AMACR Antibody (OTI5F10) NBP2-45491

Unit Size: 0.1 ml

Store at -20C. Avoid freeze-thaw cycles.

www.novusbio.com



technical@novusbio.com

Publications: 1

Protocols, Publications, Related Products, Reviews, Research Tools and Images at:
www.novusbio.com/NBP2-45491

Updated 10/23/2024 v.20.1

**Earn rewards for product
reviews and publications.**

Submit a publication at www.novusbio.com/publications

Submit a review at www.novusbio.com/reviews/destination/NBP2-45491



NBP2-45491

alpha-Methylacyl-CoA Racemase/AMACR Antibody (OTI5F10)

| Product Information | |
|-------------------------|--|
| Unit Size | 0.1 ml |
| Concentration | 1 mg/ml |
| Storage | Store at -20C. Avoid freeze-thaw cycles. |
| Clonality | Monoclonal |
| Clone | OTI5F10 |
| Preservative | 0.02% Sodium Azide |
| Isotype | IgG1 |
| Purity | Immunogen affinity purified |
| Buffer | PBS (pH 7.3), 1.0% BSA and 50% Glycerol |
| Target Molecular Weight | 42.2 kDa |


| Product Description | |
|---------------------|---|
| Host | Mouse |
| Gene ID | 23600 |
| Gene Symbol | AMACR |
| Species | Human, Mouse, Rat, Canine |
| Reactivity Notes | Mouse reactivity reported in scientific literature (PMID: 30067967) Please note that this antibody is reactive to Mouse and derived from the same host, Mouse. Mouse-On-Mouse blocking reagent may be needed for IHC and ICC experiments to reduce high background signal. You can find these reagents under catalog numbers PK-2200-NB and MP-2400-NB. Please contact Technical Support if you have any questions. |
| Immunogen | Full length human recombinant protein of human AMACR (NP_055139) produced in HEK293T cell. |

| Product Application Details | |
|-----------------------------|--|
| Applications | Western Blot, Immunohistochemistry, Immunohistochemistry-Paraffin |
| Recommended Dilutions | Western Blot 1:2000, Immunohistochemistry 1:150, Immunohistochemistry-Paraffin 1:150 |

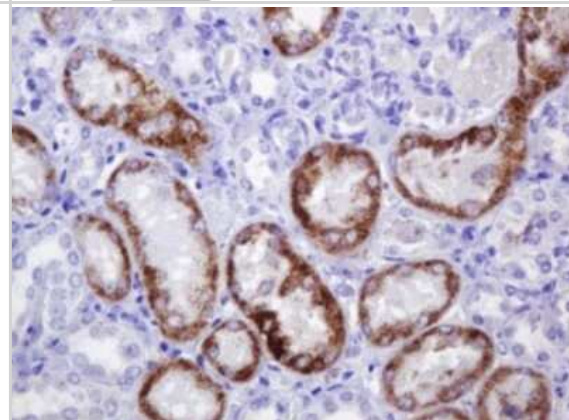


Images

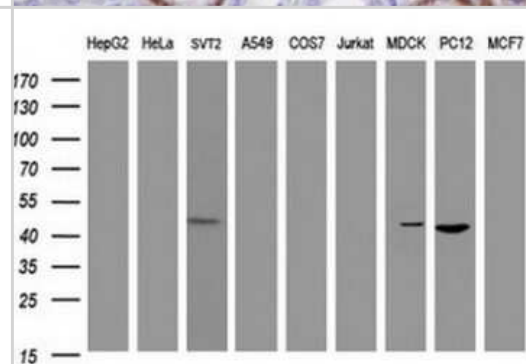
Western Blot: alpha-Methylacyl-CoA Racemase/AMACR Antibody (OTI5F10) [NBP2-45491] - Analysis of HEK293T cells were transfected with the pCMV6-ENTRY control (Left lane) or pCMV6-ENTRY AMACR.



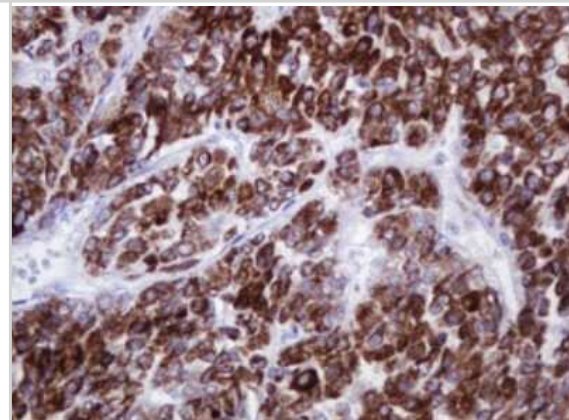
Immunohistochemistry: alpha-Methylacyl-CoA Racemase/AMACR Antibody (OTI5F10) [NBP2-45491] - Analysis of Human Kidney tissue. (Heat-induced epitope retrieval by 10mM citric buffer, pH6.0, 120C for 3min)



Western Blot: alpha-Methylacyl-CoA Racemase/AMACR Antibody (OTI5F10) [NBP2-45491] - Analysis of extracts (35ug) from 9 different cell lines (HepG2: human; HeLa: human; SVT2: mouse; A549: human; COS7: monkey; Jurkat: human; MDCK: canine; PC12: rat; MCF7: human).



Immunohistochemistry: alpha-Methylacyl-CoA Racemase/AMACR Antibody (OTI5F10) [NBP2-45491] - Analysis of Carcinoma of Human liver tissue. (Heat-induced epitope retrieval by 10mM citric buffer, pH6.0, 120C for 3min)



Publications

Drusian L, Nigro EA, Mannella V et al. mTORC1 Upregulation Leads to Accumulation of the Oncometabolite Fumarate in a Mouse Model of Renal Cell Carcinoma Cell Rep 2018-07-31 [PMID: 30067967] (WB, Mouse)



Novus Biologicals USA

10730 E. Briarwood Avenue
Centennial, CO 80112
USA
Phone: 303.730.1950
Toll Free: 1.888.506.6887
Fax: 303.730.1966
nb-customerservice@bio-techne.com

Bio-Techne Canada

21 Canmotor Ave
Toronto, ON M8Z 4E6
Canada
Phone: 905.827.6400
Toll Free: 855.668.8722
Fax: 905.827.6402
canada.inquires@bio-techne.com

Bio-Techne Ltd

19 Barton Lane
Abingdon Science Park
Abingdon, OX14 3NB, United Kingdom
Phone: (44) (0) 1235 529449
Free Phone: 0800 37 34 15
Fax: (44) (0) 1235 533420
info.EMEA@bio-techne.com

General Contact Information

www.novusbio.com
Technical Support: nb-technical@bio-techne.com
Orders: nb-customerservice@bio-techne.com
General: novus@novusbio.com

Products Related to NBP2-45491

| | |
|------------------|---|
| HAF007 | Goat anti-Mouse IgG Secondary Antibody [HRP] |
| NB720-B | Rabbit anti-Mouse IgG (H+L) Secondary Antibody [Biotin] |
| NBP1-97005-0.5mg | Mouse IgG1 Isotype Control (MG1) |
| NBP2-88931PEP | alpha-Methylacyl-CoA Racemase/AMACR Recombinant Protein Antigen |

Limitations

This product is for research use only and is not approved for use in humans or in clinical diagnosis. Primary Antibodies are guaranteed for 1 year from date of receipt.

For more information on our 100% guarantee, please visit www.novusbio.com/guarantee

Earn gift cards/discounts by submitting a review: www.novusbio.com/reviews/submit/NBP2-45491

Earn gift cards/discounts by submitting a publication using this product:
www.novusbio.com/publications

