

Product Datasheet

CD20 Antibody (OTI4B4) NBP2-45454

Unit Size: 0.1 ml

Store at -20C. Avoid freeze-thaw cycles.

www.novusbio.com



technical@novusbio.com

Reviews: 2 Publications: 3

Protocols, Publications, Related Products, Reviews, Research Tools and Images at:
www.novusbio.com/NBP2-45454

Updated 10/23/2024 v.20.1

**Earn rewards for product
reviews and publications.**

Submit a publication at www.novusbio.com/publications

Submit a review at www.novusbio.com/reviews/destination/NBP2-45454



NBP2-45454

CD20 Antibody (OTI4B4)

Product Information	
Unit Size	0.1 ml
Concentration	1 mg/ml
Storage	Store at -20C. Avoid freeze-thaw cycles.
Clonality	Monoclonal
Clone	OTI4B4
Preservative	0.02% Sodium Azide
Isotype	IgG1
Purity	Immunogen affinity purified
Buffer	PBS (pH 7.3), 1.0% BSA and 50% Glycerol
Target Molecular Weight	32.9 kDa

Product Description	
Host	Mouse
Gene ID	931
Gene Symbol	MS4A1
Species	Human, Mouse, Canine, Monkey
Reactivity Notes	Please note that this antibody is reactive to Mouse and derived from the same host, Mouse. Mouse-On-Mouse blocking reagent may be needed for IHC and ICC experiments to reduce high background signal. You can find these reagents under catalog numbers PK-2200-NB and MP-2400-NB. Please contact Technical Support if you have any questions.
Immunogen	Full length human recombinant protein of human MS4A1 (NP_068769) produced in HEK293T cell.

Product Application Details	
Applications	Western Blot, Immunohistochemistry, Immunohistochemistry-Paraffin
Recommended Dilutions	Western Blot 1:2000, Immunohistochemistry 1:150, Immunohistochemistry-Paraffin 1:150

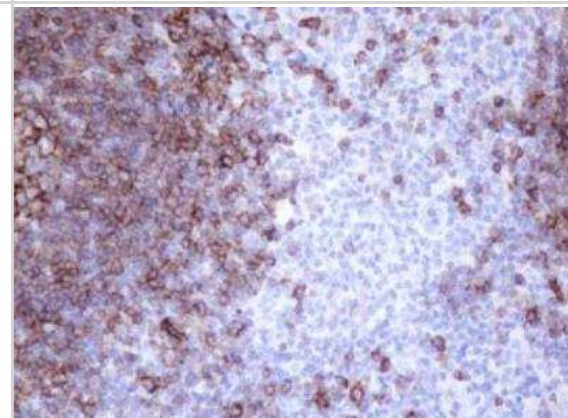


Images

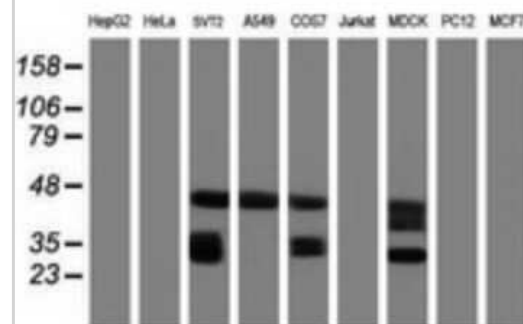
Western Blot: CD20 Antibody (OTI4B4) [NBP2-45454] - Expression of CD20 in 5 B cell lymphoma cell lines (Raji, Ly10, Daudi, CCL-155, and Ramos). Image submitted by a verified customer review.



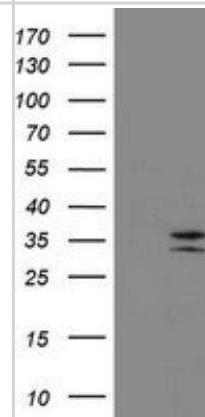
Immunohistochemistry-Paraffin: MS4A1/CD20 Antibody (4B4) [NBP2-45454] - Analysis of Human tonsil tissue.



Western Blot: MS4A1/CD20 Antibody (4B4) [NBP2-45454] - Analysis of extracts (35ug) from 9 different cell lines (HepG2: human; HeLa: human; SVT2: mouse; A549: human; COS7: monkey; Jurkat: human; MDCK: canine; PC12: rat; MCF7: human).



Western Blot: MS4A1/CD20 Antibody (4B4) [NBP2-45454] - Analysis of HEK293T cells were transfected with the pCMV6-ENTRY control (Left lane) or pCMV6-ENTRY MS4A1.



Publications

EI-Naseery NI, Elewa YHA, El-Behery EI, Dessouky AA Human umbilical cord blood-derived mesenchymal stem cells restored hematopoiesis by improving radiation induced bone marrow niche remodeling in rats *Annals of anatomy = Anatomischer Anzeiger : official organ of the Anatomische Gesellschaft* 2023-07-15 [PMID: 37460043] (IHC-P, Rat)

Details:

1:1000 dilution

Tsugami Y, Nakayama S, Suzuki N et al. Investigating mammary glands of lactating goats for the presence of tertiary lymphoid organs *Frontiers in immunology* 2022-08-10 [PMID: 36032165] (IHC-P, Goat)

Details:

Mammary gland tissue from Tokara and Shiba Goats

Benvenuto M, Ciuffa S, Focaccetti C et al. Proteasome inhibition by bortezomib parallels a reduction in head and neck cancer cells growth, and an increase in tumor-infiltrating immune cells *Scientific reports* 2021-09-24 [PMID: 34561494] (IHC-P, Mouse)





Novus Biologicals USA

10730 E. Briarwood Avenue
Centennial, CO 80112
USA
Phone: 303.730.1950
Toll Free: 1.888.506.6887
Fax: 303.730.1966
nb-customerservice@bio-techne.com

Bio-Techne Canada

21 Canmotor Ave
Toronto, ON M8Z 4E6
Canada
Phone: 905.827.6400
Toll Free: 855.668.8722
Fax: 905.827.6402
canada.inquires@bio-techne.com

Bio-Techne Ltd

19 Barton Lane
Abingdon Science Park
Abingdon, OX14 3NB, United Kingdom
Phone: (44) (0) 1235 529449
Free Phone: 0800 37 34 15
Fax: (44) (0) 1235 533420
info.EMEA@bio-techne.com

General Contact Information

www.novusbio.com
Technical Support: nb-technical@bio-techne.com
Orders: nb-customerservice@bio-techne.com
General: novus@novusbio.com

Products Related to NBP2-45454

HAF007	Goat anti-Mouse IgG Secondary Antibody [HRP]
NB720-B	Rabbit anti-Mouse IgG (H+L) Secondary Antibody [Biotin]
NBP1-97005-0.5mg	Mouse IgG1 Isotype Control (MG1)
NBP2-61455-10ug	Recombinant Human CD20 His Protein

Limitations

This product is for research use only and is not approved for use in humans or in clinical diagnosis. Primary Antibodies are guaranteed for 1 year from date of receipt.

For more information on our 100% guarantee, please visit www.novusbio.com/guarantee

Earn gift cards/discounts by submitting a review: www.novusbio.com/reviews/submit/NBP2-45454

Earn gift cards/discounts by submitting a publication using this product:
www.novusbio.com/publications

