

# Product Datasheet

## MRPS34 Antibody (OTI4H2)

### NBP2-45432

Unit Size: 0.1 ml

Store at -20C. Avoid freeze-thaw cycles.

[www.novusbio.com](http://www.novusbio.com)



[technical@novusbio.com](mailto:technical@novusbio.com)

#### Publications: 1

Protocols, Publications, Related Products, Reviews, Research Tools and Images at:  
[www.novusbio.com/NBP2-45432](http://www.novusbio.com/NBP2-45432)

Updated 9/9/2025 v.20.1

Earn rewards for product  
reviews and publications.

Submit a publication at [www.novusbio.com/publications](http://www.novusbio.com/publications)

Submit a review at [www.novusbio.com/reviews/destination/NBP2-45432](http://www.novusbio.com/reviews/destination/NBP2-45432)



**NBP2-45432**

MRPS34 Antibody (OTI4H2)

Product Information	
Unit Size	0.1 ml
Concentration	1 mg/ml
Storage	Store at -20C. Avoid freeze-thaw cycles.
Clonality	Monoclonal
Clone	OTI4H2
Preservative	0.02% Sodium Azide
Isotype	IgG1
Purity	Immunogen affinity purified
Buffer	PBS (pH 7.3), 1.0% BSA and 50% Glycerol
Target Molecular Weight	25.5 kDa

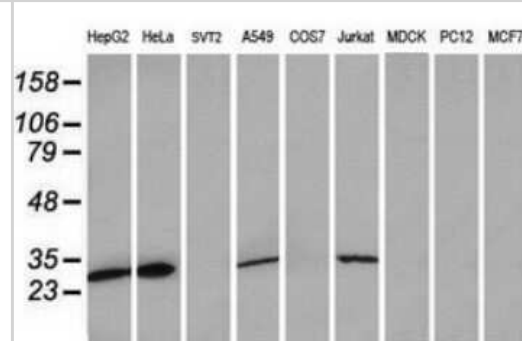
Product Description	
Description	Novus Biologicals Mouse MRPS34 Antibody (OTI4H2) (NBP2-45432) is a monoclonal antibody validated for use in IHC, WB and ICC/IF. Anti-MRPS34 Antibody: Cited in 1 publication. All Novus Biologicals antibodies are covered by our 100% guarantee.
Host	Mouse
Gene ID	65993
Gene Symbol	MRPS34
Species	Human, Mouse, Rat
Reactivity Notes	Please note that this antibody is reactive to Mouse and derived from the same host, Mouse. Mouse-On-Mouse blocking reagent may be needed for IHC and ICC experiments to reduce high background signal. You can find these reagents under catalog numbers PK-2200-NB and MP-2400-NB. Please contact Technical Support if you have any questions.
Immunogen	Full length human recombinant protein of human MRPS34(NP_076425) produced in E.coli.

Product Application Details	
Applications	Western Blot, Immunohistochemistry-Paraffin, Immunocytochemistry/Immunofluorescence, Immunohistochemistry
Recommended Dilutions	Western Blot 1:500-2000, Immunohistochemistry 1:150, Immunocytochemistry/Immunofluorescence 1:100, Immunohistochemistry-Paraffin

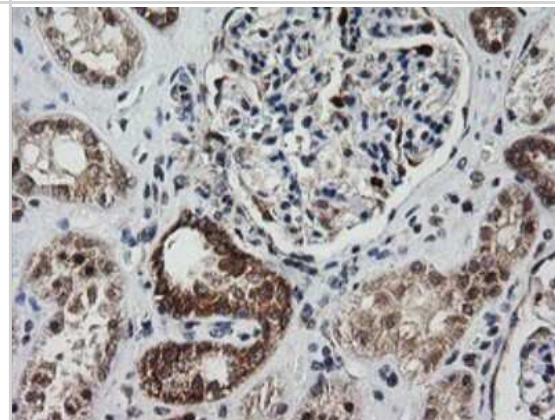


## Images


Western Blot: MRPS34 Antibody (OT14H2) [NBP2-45432] - Analysis of extracts (35ug) from 9 different cell lines (HepG2: human; HeLa: human; SVT2: mouse; A549: human; COS7: monkey; Jurkat: human; MDCK: canine; PC12: rat; MCF7: human).



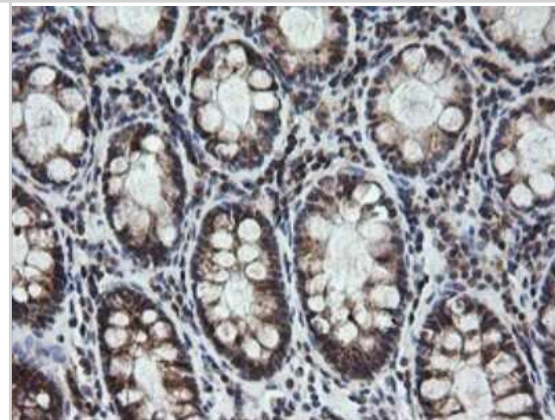
Immunohistochemistry: MRPS34 Antibody (OT14H2) [NBP2-45432] - Analysis of Human Kidney tissue.



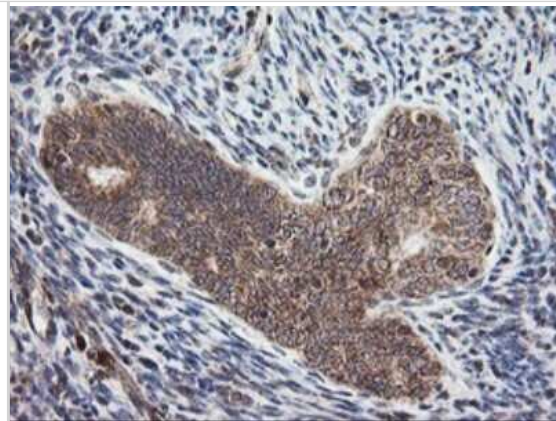
Western Blot: MRPS34 Antibody (OT14H2) [NBP2-45432] - Analysis of HEK293T cells were transfected with the pCMV6-ENTRY control (Left lane) or pCMV6-ENTRY MRPS34.



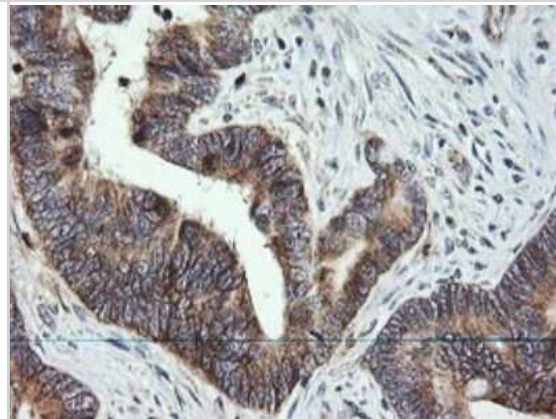
Immunohistochemistry: MRPS34 Antibody (OT14H2) [NBP2-45432] - Analysis of Human colon tissue.



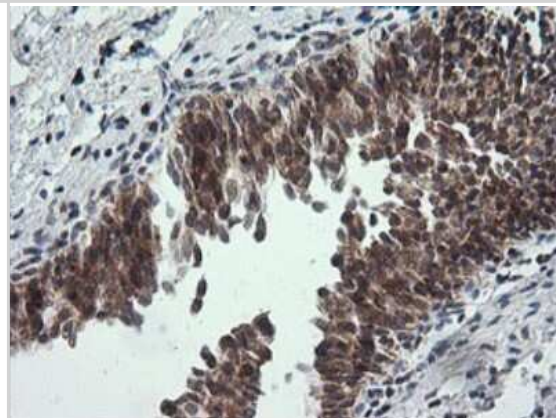
Immunohistochemistry: MRPS34 Antibody (OT14H2) [NBP2-45432] - Analysis of Adenocarcinoma of Human endometrium tissue.



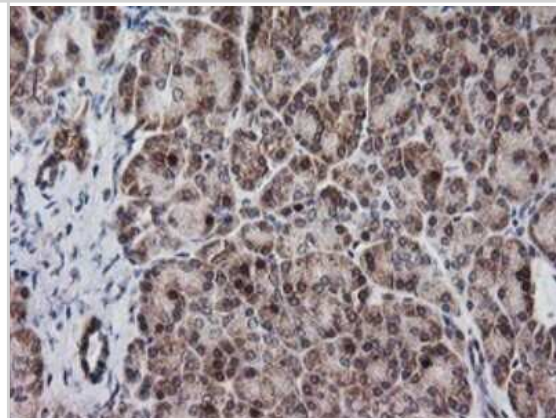
Immunohistochemistry: MRPS34 Antibody (OT14H2) [NBP2-45432] - Analysis of Adenocarcinoma of Human colon tissue.



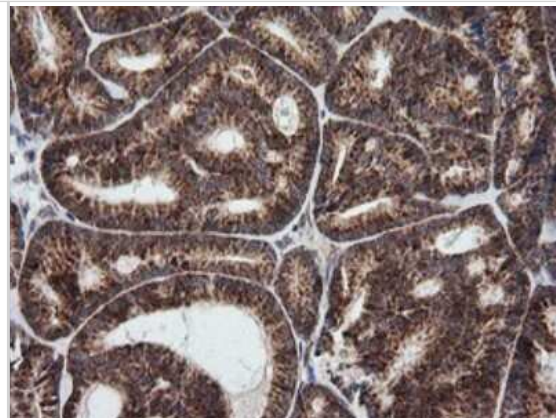
Immunohistochemistry: MRPS34 Antibody (OT14H2) [NBP2-45432] - Analysis of Human bladder tissue.



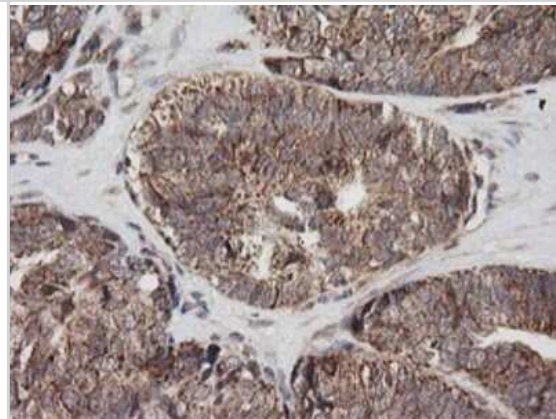
Immunohistochemistry: MRPS34 Antibody (OT14H2) [NBP2-45432] - Analysis of Human pancreas tissue.



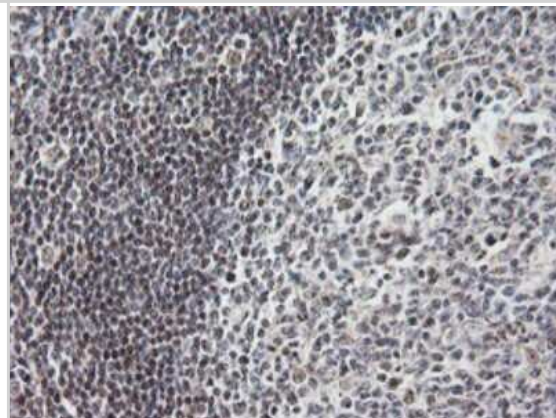
Immunohistochemistry: MRPS34 Antibody (OT14H2) [NBP2-45432] - Analysis of Carcinoma of Human thyroid tissue.



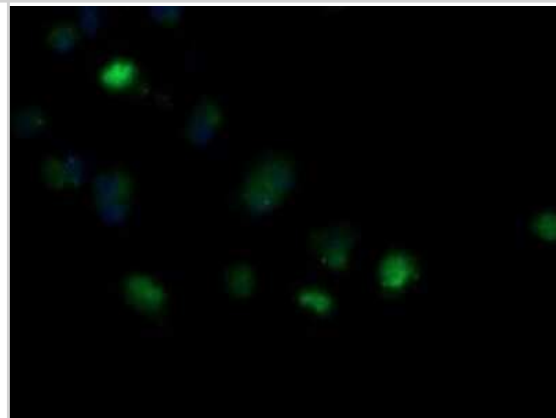
Immunohistochemistry: MRPS34 Antibody (OT14H2) [NBP2-45432] - Analysis of Adenocarcinoma of Human ovary tissue.



Immunohistochemistry: MRPS34 Antibody (OT14H2) [NBP2-45432] - Analysis of Human tonsil tissue.



Immunofluorescence: MRPS34 Antibody (OT14H2) [NBP2-45432] - Analysis of COS7 cells transiently transfected by pCMV6-ENTRY MRPS34.



## Publications

Lavie J, Lalou C, Mahfouf W et al. The E3 ubiquitin ligase FBXL6 controls the quality of newly synthesized mitochondrial ribosomal proteins Cell reports 2023-05-31 [PMID: 37267103] (WB, Human)



### Novus Biologicals USA

10730 E. Briarwood Avenue  
Centennial, CO 80112  
USA  
Phone: 303.730.1950  
Toll Free: 1.888.506.6887  
Fax: 303.730.1966  
nb-customerservice@bio-techne.com

### Bio-Techne Canada

21 Canmotor Ave  
Toronto, ON M8Z 4E6  
Canada  
Phone: 905.827.6400  
Toll Free: 855.668.8722  
Fax: 905.827.6402  
canada.inquires@bio-techne.com

### Bio-Techne Ltd

19 Barton Lane  
Abingdon Science Park  
Abingdon, OX14 3NB, United Kingdom  
Phone: (44) (0) 1235 529449  
Free Phone: 0800 37 34 15  
Fax: (44) (0) 1235 533420  
info.EMEA@bio-techne.com

### General Contact Information

www.novusbio.com  
Technical Support: nb-technical@bio-techne.com  
Orders: nb-customerservice@bio-techne.com  
General: novus@novusbio.com

### Products Related to NBP2-45432

---

NBP2-33376H	Blue Marker Antibody (6F4-F6) [HRP]
HAF007	Goat anti-Mouse IgG Secondary Antibody [HRP]
NB7539	Goat anti-Mouse IgG (H+L) Secondary Antibody [HRP]
NBP1-97005-0.5mg	Mouse IgG1 Isotype Control (MG1)

---

### Limitations

This product is for research use only and is not approved for use in humans or in clinical diagnosis. Primary Antibodies are guaranteed for 1 year from date of receipt.

For more information on our 100% guarantee, please visit [www.novusbio.com/guarantee](http://www.novusbio.com/guarantee)

Earn gift cards/discounts by submitting a review: [www.novusbio.com/reviews/submit/NBP2-45432](http://www.novusbio.com/reviews/submit/NBP2-45432)

Earn gift cards/discounts by submitting a publication using this product:  
[www.novusbio.com/publications](http://www.novusbio.com/publications)

