

Product Datasheet

HSP27 Antibody (SPM252) - IHC-Prediluted NBP2-44974

Unit Size: 7 ml

Store at 4C.

www.novusbio.com



technical@novusbio.com

Protocols, Publications, Related Products, Reviews, Research Tools and Images at:
www.novusbio.com/NBP2-44974

Updated 10/23/2024 v.20.1

Earn rewards for product
reviews and publications.

Submit a publication at www.novusbio.com/publications

Submit a review at www.novusbio.com/reviews/destination/NBP2-44974



NBP2-44974

HSP27 Antibody (SPM252) - IHC-Prediluted

Product Information	
Unit Size	7 ml
Concentration	Please see the vial label for concentration. If unlisted please contact technical services.
Storage	Store at 4C.
Clonality	Monoclonal
Clone	SPM252
Preservative	0.05% Sodium Azide
Isotype	IgG1 Kappa
Purity	Protein A or G purified
Buffer	10 mM PBS with 0.05% BSA
Target Molecular Weight	27 kDa

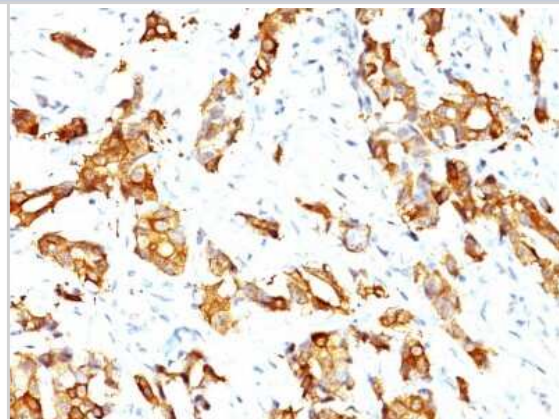
Product Description	
Description	The prediluted antibody does not require any mixing, dilution, reconstitution, or titration; the antibody is ready-to-use and optimized for staining.
Host	Mouse
Gene ID	3315
Gene Symbol	HSPB1
Species	Human, Mouse, Rat, Chicken, Chimpanzee, Sheep
Specificity/Sensitivity	It recognizes a 24-27kDa estrogen-regulated protein, identified as heat shock protein 27 (hsp27). Hsp27 was recently found to be identical to the estrogen-induced p29 and 24K protein. About 50% of breast carcinomas are positive for hsp27 especially those that are also positive for estrogen and/or progesterone receptor. HSP27 has also been implicated in drug resistance in cancer cells.
Immunogen	Partially purified hsp27 (earlier called 24K) protein from breast cancer MCF-7 cells.

Product Application Details	
Applications	Immunohistochemistry, Immunohistochemistry-Paraffin
Recommended Dilutions	Immunohistochemistry, Immunohistochemistry-Paraffin 0.5 - 1.0 ug/ml
Application Notes	Immunohistochemistry (Formalin-fixed): 1-2ug/ml for 30 minutes at RT. Staining of formalin-fixed tissues requires heating tissue sections in 10mM Tris with 1mM EDTA, pH 9.0, for 45 min at 95C followed by cooling at RT for 20 minutes. Optimal dilution for a specific application should be determined.

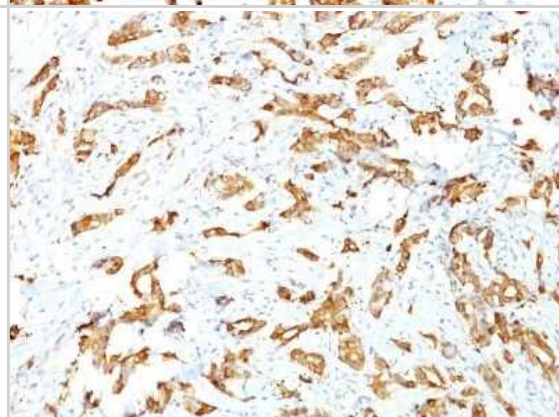


Images

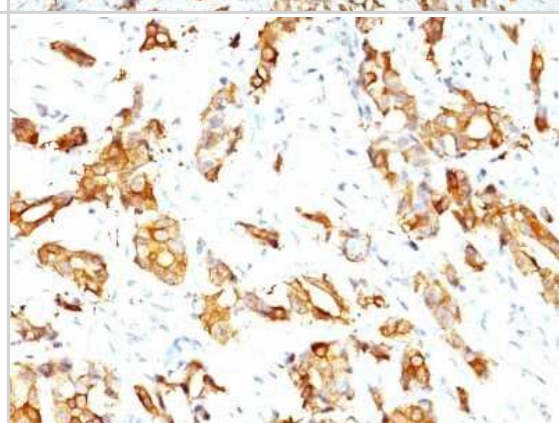
Immunohistochemistry-Paraffin: HSP27 Antibody (SPM252) - IHC-Prediluted [NBP2-44974] - Formalin-fixed, paraffin-embedded human breast carcinoma stained with HSP27 Mouse Monoclonal Antibody (SPM252).



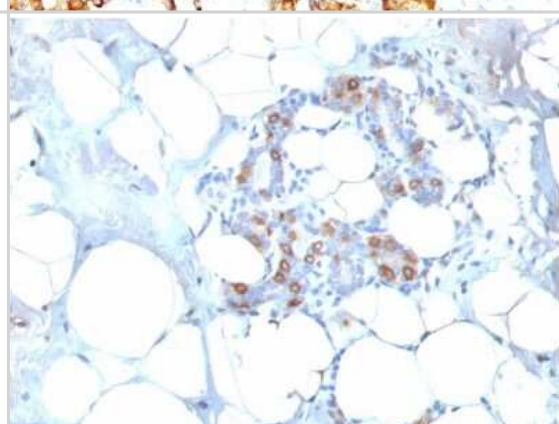
Immunohistochemistry-Paraffin: HSP27 Antibody (SPM252) - IHC-Prediluted [NBP2-44974] - Formalin-paraffin breast carcinoma (10X) stained with HSP27 MAb (SPM252)



Immunohistochemistry-Paraffin: HSP27 Antibody (SPM252) - IHC-Prediluted [NBP2-44974] - Formalin-paraffin breast carcinoma (20X) stained with HSP27 MAb (SPM252)



Immunohistochemistry-Paraffin: HSP27 Antibody (SPM252) - IHC-Prediluted [NBP2-44974] - Formalin-fixed, paraffin-embedded human breast carcinoma stained with HSP27 Mouse Monoclonal Antibody (SPM252).





Novus Biologicals USA

10730 E. Briarwood Avenue
Centennial, CO 80112
USA
Phone: 303.730.1950
Toll Free: 1.888.506.6887
Fax: 303.730.1966
nb-customerservice@bio-techne.com

Bio-Techne Canada

21 Canmotor Ave
Toronto, ON M8Z 4E6
Canada
Phone: 905.827.6400
Toll Free: 855.668.8722
Fax: 905.827.6402
canada.inquires@bio-techne.com

Bio-Techne Ltd

19 Barton Lane
Abingdon Science Park
Abingdon, OX14 3NB, United Kingdom
Phone: (44) (0) 1235 529449
Free Phone: 0800 37 34 15
Fax: (44) (0) 1235 533420
info.EMEA@bio-techne.com

General Contact Information

www.novusbio.com
Technical Support: nb-technical@bio-techne.com
Orders: nb-customerservice@bio-techne.com
General: novus@novusbio.com

Products Related to NBP2-44974

HAF007	Goat anti-Mouse IgG Secondary Antibody [HRP]
NB720-B	Rabbit anti-Mouse IgG (H+L) Secondary Antibody [Biotin]
NBP1-43319-0.5mg	Mouse IgG1 Kappa Isotype Control (P3.6.2.8.1)
NBP1-75477PEP	HSP27 Antibody Blocking Peptide

Limitations

This product is for research use only and is not approved for use in humans or in clinical diagnosis. Primary Antibodies are guaranteed for 1 year from date of receipt.

For more information on our 100% guarantee, please visit www.novusbio.com/guarantee

Earn gift cards/discounts by submitting a review: www.novusbio.com/reviews/submit/NBP2-44974

Earn gift cards/discounts by submitting a publication using this product:
www.novusbio.com/publications

