

# Product Datasheet

## Bcl-2 Antibody (BCL2/782 + BCL2/796)

### NBP2-44785-0.1mg

Unit Size: 0.1 mg

Store at 4C.

[www.novusbio.com](http://www.novusbio.com)



[technical@novusbio.com](mailto:technical@novusbio.com)

Protocols, Publications, Related Products, Reviews, Research Tools and Images at:  
[www.novusbio.com/NBP2-44785](http://www.novusbio.com/NBP2-44785)

Updated 10/23/2024 v.20.1

Earn rewards for product  
reviews and publications.

Submit a publication at [www.novusbio.com/publications](http://www.novusbio.com/publications)

Submit a review at [www.novusbio.com/reviews/destination/NBP2-44785](http://www.novusbio.com/reviews/destination/NBP2-44785)



**NBP2-44785-0.1mg**

Bcl-2 Antibody (BCL2/782 + BCL2/796)

Product Information	
Unit Size	0.1 mg
Concentration	0.2 mg/ml
Storage	Store at 4C.
Clonality	Monoclonal
Clone	BCL2/782 + BCL2/796
Preservative	0.05% Sodium Azide
Isotype	IgG1 Kappa/IgG1 Kappa
Purity	Protein A or G purified
Buffer	10 mM PBS with 0.05% BSA


Product Description	
Description	200ug/ml of antibody purified from Bioreactor Concentrate by Protein A or G. Prepared in 10 mM PBS with 0.05% BSA & 0.05% azide. Also available WITHOUT BSA & azide at 1.0 mg/ml. (NBP2-47853)  Antibody with azide - store at 2 to 8C. Antibody without azide - store at -20 to -80C.
Host	Mouse
Gene ID	596
Gene Symbol	BCL2
Species	Human
Marker	Apoptosis & Follicular Lymphoma Marker
Specificity/Sensitivity	This antibody recognizes a protein of 25-26kDa, identified as the Bcl-2 alpha oncoprotein. It shows no cross-reaction with Bcl-x or Bax protein. Expression of Bcl-2 alpha oncoprotein inhibits the programmed cell death (apoptosis). In most follicular lymphomas, neoplastic germinal centers express high levels of Bcl-2 alpha protein, whereas the normal or hyperplastic germinal centers are negative. Consequently, this antibody is valuable when distinguishing between reactive and neoplastic follicular proliferation in lymph node biopsies. It may also be used in distinguishing between those follicular lymphomas that express Bcl-2 protein and the small number in which the neoplastic cells are Bcl-2 negative.
Immunogen	Recombinant full-length human bcl-2 protein (Uniprot: P10415)

Product Application Details	
Applications	Western Blot, Immunohistochemistry, Immunohistochemistry-Paraffin
Recommended Dilutions	Western Blot 1-2 ug/ml, Immunohistochemistry, Immunohistochemistry-Paraffin 1-2 ug/ml
Application Notes	Immunohistochemistry (Formalin-fixed): 1-2ug/ml for 30 minutes at RT. Staining of formalin-fixed tissues requires heating tissue sections in 1mM EDTA, pH 7.5-8.5, for 45 min at 95C followed by cooling at RT for 20 minutes. Optimal dilution for a specific application should be determined.

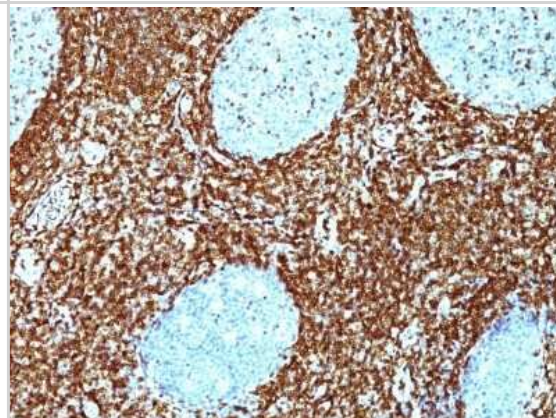


**Images**

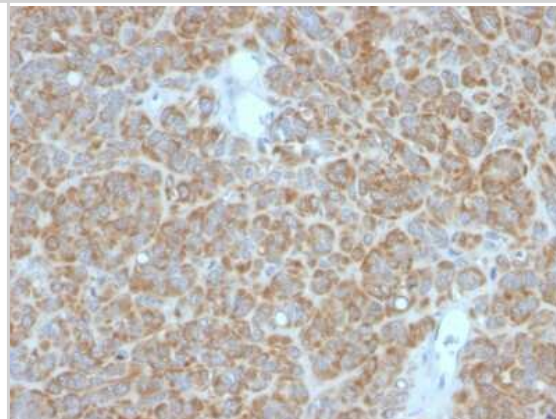
Western Blot: Bcl-2 Antibody (BCL2/782 + BCL2/796) [NBP2-44785] - Western Blot Analysis of human MCF-7 cell lysate using Bcl-2 Antibody (BCL2/782 + BCL2/796).



Immunohistochemistry-Paraffin: Bcl-2 Antibody (BCL2/782 + BCL2/796) [NBP2-44785] - Human non-Hodgkin's Lymphoma stained with Bcl-2 Monoclonal Antibody (BCL2/782 + BCL2/796).



Immunohistochemistry-Paraffin: Bcl-2 Antibody (BCL2/782 + BCL2/796) [NBP2-44785] - Human Melanoma stained with Bcl-2 Monoclonal Antibody (BCL2/782 + BCL2/796).





### **Novus Biologicals USA**

10730 E. Briarwood Avenue  
Centennial, CO 80112  
USA  
Phone: 303.730.1950  
Toll Free: 1.888.506.6887  
Fax: 303.730.1966  
nb-customerservice@bio-techne.com

### **Bio-Techne Canada**

21 Canmotor Ave  
Toronto, ON M8Z 4E6  
Canada  
Phone: 905.827.6400  
Toll Free: 855.668.8722  
Fax: 905.827.6402  
canada.inquires@bio-techne.com

### **Bio-Techne Ltd**

19 Barton Lane  
Abingdon Science Park  
Abingdon, OX14 3NB, United Kingdom  
Phone: (44) (0) 1235 529449  
Free Phone: 0800 37 34 15  
Fax: (44) (0) 1235 533420  
info.EMEA@bio-techne.com

### **General Contact Information**

www.novusbio.com  
Technical Support: nb-technical@bio-techne.com  
Orders: nb-customerservice@bio-techne.com  
General: novus@novusbio.com

### **Products Related to NBP2-44785-0.1mg**

---

HAF007	Goat anti-Mouse IgG Secondary Antibody [HRP]
NB720-B	Rabbit anti-Mouse IgG (H+L) Secondary Antibody [Biotin]
NBP2-34889-100ug	Recombinant Human Bcl-2 Protein
210-TA-005	TNF-alpha [Unconjugated]

---

### **Limitations**

This product is for research use only and is not approved for use in humans or in clinical diagnosis. Primary Antibodies are guaranteed for 1 year from date of receipt.

For more information on our 100% guarantee, please visit [www.novusbio.com/guarantee](http://www.novusbio.com/guarantee)

Earn gift cards/discounts by submitting a review: [www.novusbio.com/reviews/submit/NBP2-44785](http://www.novusbio.com/reviews/submit/NBP2-44785)

Earn gift cards/discounts by submitting a publication using this product:  
[www.novusbio.com/publications](http://www.novusbio.com/publications)

