

Product Datasheet

Chromogranin A Antibody (CHGA/765)

NBP2-44773-0.1mg

Unit Size: 0.1 mg

Store at 4C.

www.novusbio.com



technical@novusbio.com

Protocols, Publications, Related Products, Reviews, Research Tools and Images at:
www.novusbio.com/NBP2-44773

Updated 10/23/2024 v.20.1

Earn rewards for product reviews and publications.

Submit a publication at www.novusbio.com/publications

Submit a review at www.novusbio.com/reviews/destination/NBP2-44773



NBP2-44773-0.1mg

Chromogranin A Antibody (CHGA/765)

Product Information	
Unit Size	0.1 mg
Concentration	0.2 mg/ml
Storage	Store at 4C.
Clonality	Monoclonal
Clone	CHGA/765
Preservative	0.05% Sodium Azide
Isotype	IgG2a Kappa
Purity	Protein A or G purified
Buffer	10 mM PBS with 0.05% BSA

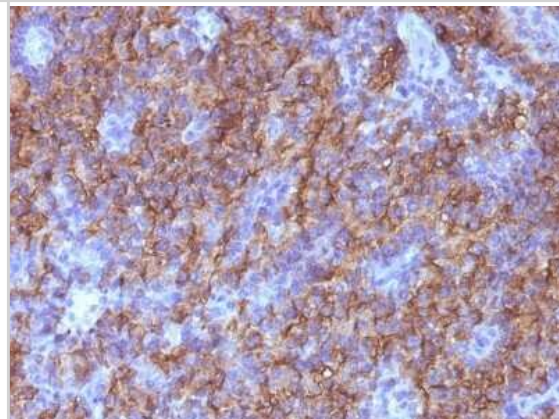
Product Description	
Description	200ug/ml of antibody purified from Bioreactor Concentrate by Protein A or G. Prepared in 10 mM PBS with 0.05% BSA & 0.05% azide. Also available WITHOUT BSA & azide at 1.0 mg/ml. (NBP2-47847) Antibody with azide - store at 2 to 8C. Antibody without azide - store at -20 to -80C.
Host	Mouse
Gene ID	1113
Gene Symbol	CHGA
Species	Human, Rat (Negative)
Reactivity Notes	Does not react with Rat.
Marker	Neuroendocrine Marker
Immunogen	Recombinant human Chromogranin A protein (Uniprot: P10645)

Product Application Details	
Applications	Immunohistochemistry, Immunohistochemistry-Paraffin
Recommended Dilutions	Immunohistochemistry, Immunohistochemistry-Paraffin 1-2 ug/ml
Application Notes	Immunohistochemistry (Formalin-fixed): 1-2ug/ml for 30 minutes at RT. Staining of formalin-fixed tissues requires heating tissue sections in 10mM Tris with 1mM EDTA, pH 9.0, for 45 min at 95C followed by cooling at RT for 20 minutes. Optimal dilution for a specific application should be determined.

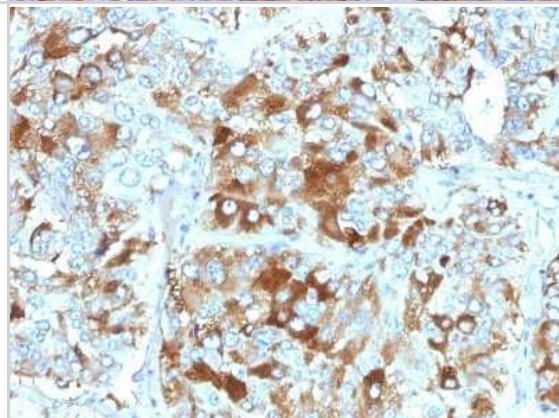


Images

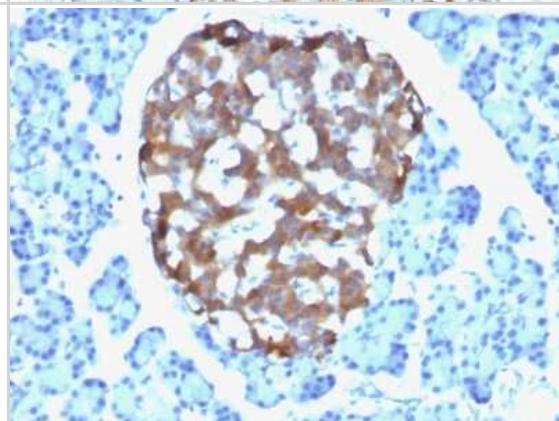
Immunohistochemistry-Paraffin: Chromogranin A Antibody (CHGA/765) [NBP2-44773] - Human Parathyroid stained with Chromogranin A Monoclonal Antibody (CHGA/765)



Immunohistochemistry-Paraffin: Chromogranin A Antibody (CHGA/765) [NBP2-44773] - Human Adrenal Gland stained with Chromogranin A Monoclonal Antibody (CHGA/765)



Immunohistochemistry-Paraffin: Chromogranin A Antibody (CHGA/765) [NBP2-44773] - Human Pancreas stained with Chromogranin A Monoclonal Antibody (CHGA/765)





Novus Biologicals USA

10730 E. Briarwood Avenue
Centennial, CO 80112
USA
Phone: 303.730.1950
Toll Free: 1.888.506.6887
Fax: 303.730.1966
nb-customerservice@bio-techne.com

Bio-Techne Canada

21 Canmotor Ave
Toronto, ON M8Z 4E6
Canada
Phone: 905.827.6400
Toll Free: 855.668.8722
Fax: 905.827.6402
canada.inquires@bio-techne.com

Bio-Techne Ltd

19 Barton Lane
Abingdon Science Park
Abingdon, OX14 3NB, United Kingdom
Phone: (44) (0) 1235 529449
Free Phone: 0800 37 34 15
Fax: (44) (0) 1235 533420
info.EMEA@bio-techne.com

General Contact Information

www.novusbio.com
Technical Support: nb-technical@bio-techne.com
Orders: nb-customerservice@bio-techne.com
General: novus@novusbio.com

Products Related to NBP2-44773-0.1mg

HAF007	Goat anti-Mouse IgG Secondary Antibody [HRP]
NB720-B	Rabbit anti-Mouse IgG (H+L) Secondary Antibody [Biotin]
NBP1-96981-0.5mg	Mouse IgG2a Kappa Isotype Control (M2AK)
NBC1-26369	Recombinant Human Chromogranin A Protein

Limitations

This product is for research use only and is not approved for use in humans or in clinical diagnosis. Primary Antibodies are guaranteed for 1 year from date of receipt.

For more information on our 100% guarantee, please visit www.novusbio.com/guarantee

Earn gift cards/discounts by submitting a review: www.novusbio.com/reviews/submit/NBP2-44773

Earn gift cards/discounts by submitting a publication using this product:
www.novusbio.com/publications

