

Product Datasheet

Chromogranin A Antibody (CGA/413 + CHGA/777 + CHGA/798)

NBP2-44764-0.1mg

Unit Size: 0.1 mg

Store at 4C.

www.novusbio.com



technical@novusbio.com

Publications: 1


Protocols, Publications, Related Products, Reviews, Research Tools and Images at:
www.novusbio.com/NBP2-44764

Updated 10/23/2024 v.20.1

Earn rewards for product
reviews and publications.

Submit a publication at www.novusbio.com/publications

Submit a review at www.novusbio.com/reviews/destination/NBP2-44764



NBP2-44764-0.1mg

Chromogranin A Antibody (CGA/413 + CHGA/777 + CHGA/798)

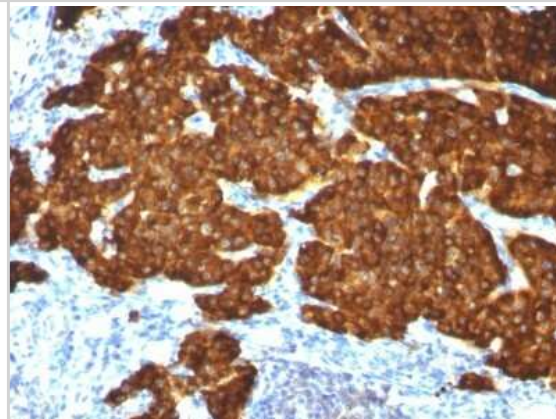
| Product Information | |
|---------------------|-------------------------------|
| Unit Size | 0.1 mg |
| Concentration | 0.2 mg/ml |
| Storage | Store at 4C. |
| Clonality | Monoclonal |
| Clone | CGA/413 + CHGA/777 + CHGA/798 |
| Preservative | 0.05% Sodium Azide |
| Isotype | IgG2b Kappa |
| Purity | Protein A or G purified |
| Buffer | 10 mM PBS with 0.05% BSA |

| Product Description | |
|---------------------|--|
| Description | 200ug/ml of antibody purified from Bioreactor Concentrate by Protein A or G. Prepared in 10 mM PBS with 0.05% BSA & 0.05% azide. Also available WITHOUT BSA & azide at 1.0 mg/ml. (NBP2-47846) Antibody with azide - store at 2 to 8C. Antibody without azide - store at -20 to -80C. |
| Host | Mouse |
| Gene ID | 1113 |
| Gene Symbol | CHGA |
| Species | Human, Mouse, Rat, Porcine, Monkey |
| Marker | Neuroendocrine Marker |
| Immunogen | Recombinant human Chromogranin A protein (Uniprot: P10645) |

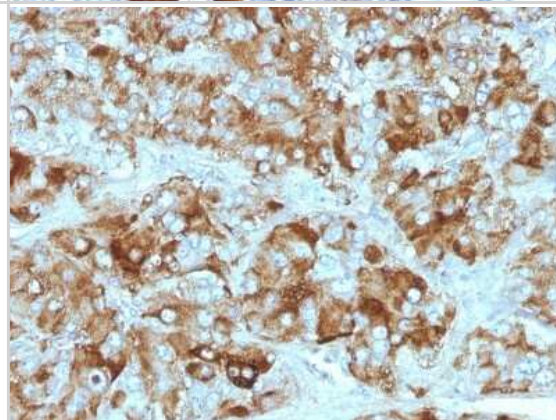
| Product Application Details | |
|-----------------------------|--|
| Applications | Western Blot, Immunocytochemistry/ Immunofluorescence, Immunohistochemistry, Immunohistochemistry-Paraffin |
| Recommended Dilutions | Western Blot, Immunohistochemistry, Immunocytochemistry/ Immunofluorescence, Immunohistochemistry-Paraffin 0.25-0.5 ug/ml |
| Application Notes | Immunohistochemistry (Formalin-fixed): 0.25-0.5ug/ml for 30 minutes at RT. Staining of formalin-fixed tissues requires heating tissue sections in 10mM Tris with 1mM EDTA, pH 9.0, for 45 min at 95C followed by cooling at RT for 20 minutes. Optimal dilution for a specific application should be determined. Use in ICC/IF, WB reported in scientific literature (PMID:34381974). |

Images

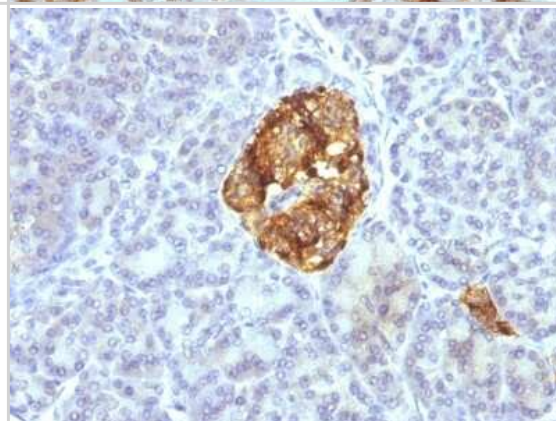
Immunohistochemistry-Paraffin: Chromogranin A Antibody (CGA/413 + CHGA/777 + CHGA/798) [NBP2-44764] - Pheochromocytoma stained with Chromogranin A Monoclonal Antibody (CGA/413+ CHGA/777+ CHGA/798)



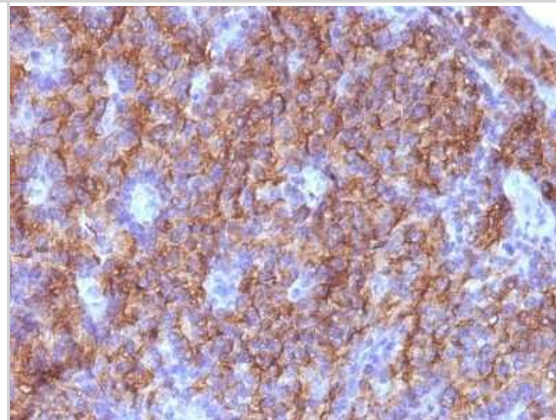
Immunohistochemistry-Paraffin: Chromogranin A Antibody (CGA/413 + CHGA/777 + CHGA/798) [NBP2-44764] - Adrenal Gland stained with Chromogranin A Monoclonal Antibody (CGA/413+ CHGA/777+ CHGA/798)



Immunohistochemistry-Paraffin: Chromogranin A Antibody (CGA/413 + CHGA/777 + CHGA/798) [NBP2-44764] - Pancreas stained with Chromogranin A Monoclonal Antibody (CGA/413+ CHGA/777+ CHGA/798)



Immunohistochemistry-Paraffin: Chromogranin A Antibody (CGA/413 + CHGA/777 + CHGA/798) [NBP2-44764] - Parathyroid stained with Chromogranin A Monoclonal Antibody (CGA/413+ CHGA/777+ CHGA/798)



Publications

Xiang C, Chen P, Zhang Q et al. Intestinal microbiota modulates adrenomedullary response through Nod1 sensing in chromaffin cells iScience 2021-08-01 [PMID: 34381974] (ICC/IF, WB, IHC-P)



Novus Biologicals USA

10730 E. Briarwood Avenue
Centennial, CO 80112
USA
Phone: 303.730.1950
Toll Free: 1.888.506.6887
Fax: 303.730.1966
nb-customerservice@bio-techne.com

Bio-Techne Canada

21 Canmotor Ave
Toronto, ON M8Z 4E6
Canada
Phone: 905.827.6400
Toll Free: 855.668.8722
Fax: 905.827.6402
canada.inquires@bio-techne.com

Bio-Techne Ltd

19 Barton Lane
Abingdon Science Park
Abingdon, OX14 3NB, United Kingdom
Phone: (44) (0) 1235 529449
Free Phone: 0800 37 34 15
Fax: (44) (0) 1235 533420
info.EMEA@bio-techne.com

General Contact Information

www.novusbio.com
Technical Support: nb-technical@bio-techne.com
Orders: nb-customerservice@bio-techne.com
General: novus@novusbio.com

Products Related to NBP2-44764-0.1mg

| | |
|------------------|---|
| HAF007 | Goat anti-Mouse IgG Secondary Antibody [HRP] |
| NB720-B | Rabbit anti-Mouse IgG (H+L) Secondary Antibody [Biotin] |
| NBP1-43317-0.5mg | Mouse IgG2b Kappa Light Chain Isotype Control (MG2b) |
| NBC1-26369 | Recombinant Human Chromogranin A Protein |

Limitations

This product is for research use only and is not approved for use in humans or in clinical diagnosis. Primary Antibodies are guaranteed for 1 year from date of receipt.

For more information on our 100% guarantee, please visit www.novusbio.com/guarantee

Earn gift cards/discounts by submitting a review: www.novusbio.com/reviews/submit/NBP2-44764

Earn gift cards/discounts by submitting a publication using this product:
www.novusbio.com/publications

