

Product Datasheet

HSP60 Antibody (GROEL/730) - IHC-Prediluted NBP2-44757

Unit Size: 7 ml

Store at 4C.

www.novusbio.com



technical@novusbio.com

Protocols, Publications, Related Products, Reviews, Research Tools and Images at:
www.novusbio.com/NBP2-44757

Updated 10/23/2024 v.20.1

Earn rewards for product
reviews and publications.

Submit a publication at www.novusbio.com/publications

Submit a review at www.novusbio.com/reviews/destination/NBP2-44757



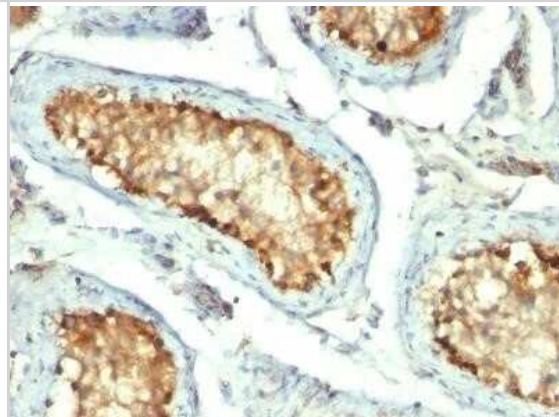
NBP2-44757

HSP60 Antibody (GROEL/730) - IHC-Prediluted

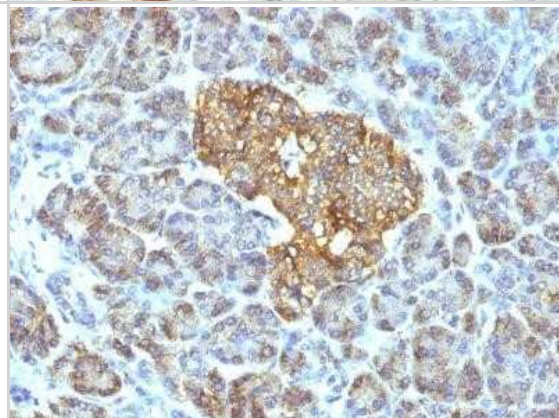
Product Information	
Unit Size	7 ml
Concentration	Please see the vial label for concentration. If unlisted please contact technical services.
Storage	Store at 4C.
Clonality	Monoclonal
Clone	GROEL/730
Preservative	0.05% Sodium Azide
Isotype	IgG1 Kappa
Purity	Protein A or G purified
Buffer	10 mM PBS with 0.05% BSA
Target Molecular Weight	60 kDa
Product Description	
Description	The prediluted antibody does not require any mixing, dilution, reconstitution, or titration; the antibody is ready-to-use and optimized for staining.
Host	Mouse
Gene ID	3329
Gene Symbol	HSPD1
Species	Human, Mouse (Negative), Rat (Negative)
Reactivity Notes	Does not react with Mouse or Rat.
Marker	Mitochondrial Marker
Specificity/Sensitivity	Recognizes a 60kDa protein, identified as the heat shock protein 60 (HSP60). A wide variety of environmental and pathophysiological stressful conditions trigger the synthesis of a family of proteins known as heat shock proteins (hsps). Hsp60 is a potential antigen in a number of autoimmune diseases. In human arthritis and in experimentally induced arthritis in animals, disease development coincides with the development of immune reactivity directed against not only bacterial HSP60, but also against its mammalian homolog. Clone GROEL730 reacts only with human and is useful in distinguishing human HSP60 from other mammalian and bacterial HSP60.
Immunogen	Recombinant human HSP60 protein (Uniprot: P10809)
Product Application Details	
Applications	Immunohistochemistry, Immunohistochemistry-Paraffin
Recommended Dilutions	Immunohistochemistry, Immunohistochemistry-Paraffin 0.5 - 1.0 ug/ml
Application Notes	Immunohistochemistry (Formalin-fixed): 1-2ug/ml for 30 minutes at RT. Staining of formalin-fixed tissues is enhanced by heating tissue sections in 1mM EDTA Buffer, pH 8.5-9.5, for 45 min at 95C followed by cooling at RT for 20 minutes. Optimal dilution for a specific application should be determined.

Images

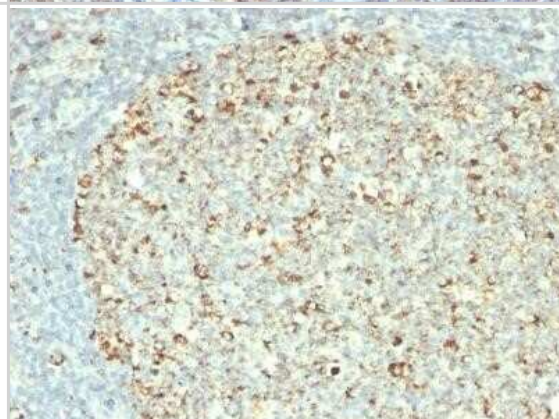
Immunohistochemistry-Paraffin: HSP60 Antibody (GROEL/730) - IHC-Prediluted [NBP2-44757] - Formalin-fixed, paraffin-embedded human Testicular Carcinoma stained with HSP60 Monoclonal Antibody (GROEL/730)



Immunohistochemistry-Paraffin: HSP60 Antibody (GROEL/730) - IHC-Prediluted [NBP2-44757] - Formalin-fixed, paraffin-embedded human Pancreas stained with HSP60 Monoclonal Antibody (GROEL/730).



Immunohistochemistry-Paraffin: HSP60 Antibody (GROEL/730) - IHC-Prediluted [NBP2-44757] - Formalin-fixed, paraffin-embedded human Tonsil stained with HSP60 Monoclonal Antibody (GROEL/730).





Novus Biologicals USA

10730 E. Briarwood Avenue
Centennial, CO 80112
USA
Phone: 303.730.1950
Toll Free: 1.888.506.6887
Fax: 303.730.1966
nb-customerservice@bio-techne.com

Bio-Techne Canada

21 Canmotor Ave
Toronto, ON M8Z 4E6
Canada
Phone: 905.827.6400
Toll Free: 855.668.8722
Fax: 905.827.6402
canada.inquires@bio-techne.com

Bio-Techne Ltd

19 Barton Lane
Abingdon Science Park
Abingdon, OX14 3NB, United Kingdom
Phone: (44) (0) 1235 529449
Free Phone: 0800 37 34 15
Fax: (44) (0) 1235 533420
info.EMEA@bio-techne.com

General Contact Information

www.novusbio.com
Technical Support: nb-technical@bio-techne.com
Orders: nb-customerservice@bio-techne.com
General: novus@novusbio.com

Products Related to NBP2-44757

HAF007	Goat anti-Mouse IgG Secondary Antibody [HRP]
NB720-B	Rabbit anti-Mouse IgG (H+L) Secondary Antibody [Biotin]
NBP1-43319-0.5mg	Mouse IgG1 Kappa Isotype Control (P3.6.2.8.1)
NBP1-77397PEP	HSP60 Antibody Blocking Peptide

Limitations

This product is for research use only and is not approved for use in humans or in clinical diagnosis. Primary Antibodies are guaranteed for 1 year from date of receipt.

For more information on our 100% guarantee, please visit www.novusbio.com/guarantee

Earn gift cards/discounts by submitting a review: www.novusbio.com/reviews/submit/NBP2-44757

Earn gift cards/discounts by submitting a publication using this product:
www.novusbio.com/publications

