

Product Datasheet

Ornithine Decarboxylase Antibody (ODC1/486) NBP2-44734-0.1mg

Unit Size: 0.1 mg

Store at 4C.

www.novusbio.com



technical@novusbio.com

Protocols, Publications, Related Products, Reviews, Research Tools and Images at:
www.novusbio.com/NBP2-44734

Updated 10/23/2024 v.20.1

Earn rewards for product
reviews and publications.

Submit a publication at www.novusbio.com/publications

Submit a review at www.novusbio.com/reviews/destination/NBP2-44734



NBP2-44734-0.1mg

Ornithine Decarboxylase Antibody (ODC1/486)

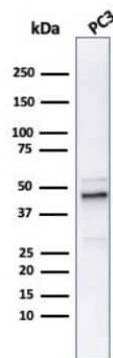
Product Information	
Unit Size	0.1 mg
Concentration	0.2 mg/ml
Storage	Store at 4C.
Clonality	Monoclonal
Clone	ODC1/486
Preservative	0.05% Sodium Azide
Isotype	IgG2a Kappa
Purity	Protein A or G purified
Buffer	10 mM PBS with 0.05% BSA
Target Molecular Weight	53 kDa

Product Description	
Description	200ug/ml of antibody purified from Bioreactor Concentrate by Protein A or G. Prepared in 10 mM PBS with 0.05% BSA & 0.05% azide. Also available WITHOUT BSA & azide at 1.0 mg/ml. (NBP2-47836) Antibody with azide - store at 2 to 8C. Antibody without azide - store at -20 to -80C.
Host	Mouse
Gene ID	4953
Gene Symbol	ODC1
Species	Human, Mouse, Rat
Immunogen	Recombinant human Ornithine Decarboxylase protein (Uniprot: P11926)

Product Application Details	
Applications	Western Blot, Flow Cytometry, Immunocytochemistry/ Immunofluorescence, Immunohistochemistry, Immunohistochemistry-Paraffin, Immunofluorescence
Recommended Dilutions	Western Blot 1-2 ug/ml, Flow Cytometry 1-2 ug/million cells, Immunohistochemistry, Immunocytochemistry/ Immunofluorescence 1-2 ug/ml, Immunohistochemistry-Paraffin 0.25-0.5 ug/ml, Immunofluorescence 0.5 - 1.0 ug/ml
Application Notes	Immunohistochemistry (Formalin-fixed): 0.25-0.5ug/ml for 30 minutes at RT. Staining of formalin-fixed tissues requires heating tissue sections in 10mM Tris with 1mM EDTA, pH 9.0, for 45 min at 95C followed by cooling at RT for 20 minutes. Optimal dilution for a specific application should be determined.

Images

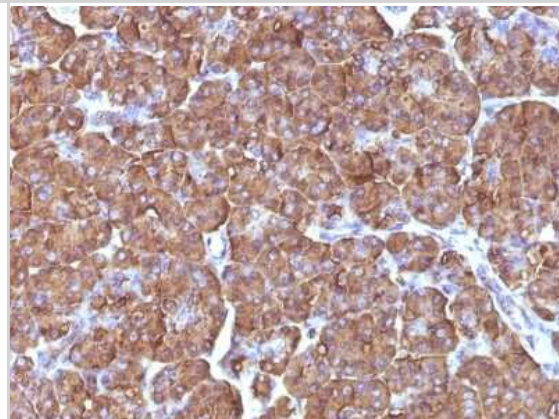
Western Blot: Ornithine Decarboxylase Antibody (ODC1/486) [NBP2-44734] - Western Blot Analysis of PC3 cell lysate using Ornithine Decarboxylase antibody (ODC1/486).



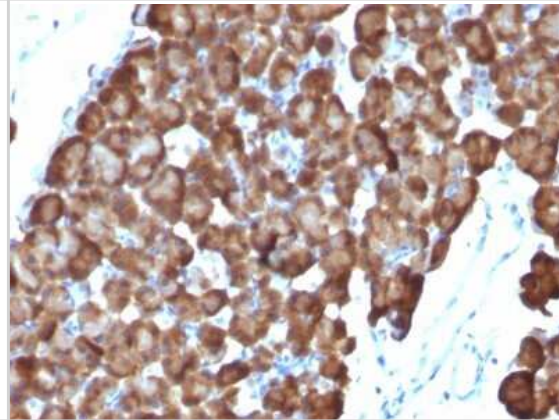
Immunohistochemistry-Paraffin: Ornithine Decarboxylase Antibody (ODC1/486) [NBP2-44734] - Formalin-fixed, paraffin-embedded Mouse Small Intestine stained with Ornithine Decarboxylase Antibody (ODC1/486).



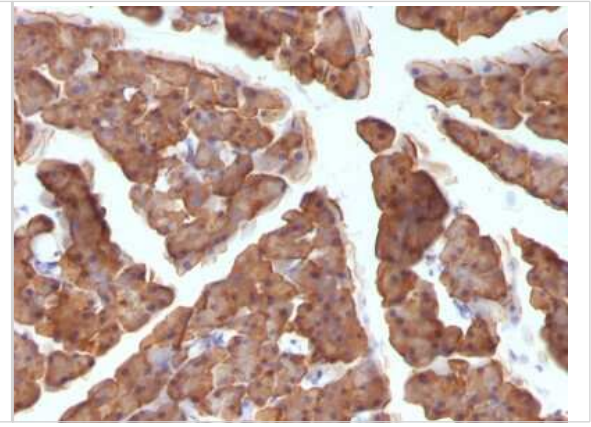
Immunohistochemistry-Paraffin: Ornithine Decarboxylase Antibody (ODC1/486) [NBP2-44734] - Human Pancreas stained with ODC1 Monoclonal Antibody (ODC1/486)



Immunohistochemistry-Paraffin: Ornithine Decarboxylase Antibody (ODC1/486) [NBP2-44734] - Rat Pancreas stained with ODC1 Monoclonal Antibody (ODC1/486)



Immunohistochemistry-Paraffin: Ornithine Decarboxylase Antibody (ODC1/486) [NBP2-44734] - Formalin-fixed, paraffin-embedded Mouse Pancreas stained with Ornithine Decarboxylase Antibody (ODC1/486).





Novus Biologicals USA

10730 E. Briarwood Avenue
Centennial, CO 80112
USA
Phone: 303.730.1950
Toll Free: 1.888.506.6887
Fax: 303.730.1966
nb-customerservice@bio-techne.com

Bio-Techne Canada

21 Canmotor Ave
Toronto, ON M8Z 4E6
Canada
Phone: 905.827.6400
Toll Free: 855.668.8722
Fax: 905.827.6402
canada.inquires@bio-techne.com

Bio-Techne Ltd

19 Barton Lane
Abingdon Science Park
Abingdon, OX14 3NB, United Kingdom
Phone: (44) (0) 1235 529449
Free Phone: 0800 37 34 15
Fax: (44) (0) 1235 533420
info.EMEA@bio-techne.com

General Contact Information

www.novusbio.com
Technical Support: nb-technical@bio-techne.com
Orders: nb-customerservice@bio-techne.com
General: novus@novusbio.com

Products Related to NBP2-44734-0.1mg

HAF007	Goat anti-Mouse IgG Secondary Antibody [HRP]
NB720-B	Rabbit anti-Mouse IgG (H+L) Secondary Antibody [Biotin]
NBP1-96981-0.5mg	Mouse IgG2a Kappa Isotype Control (M2AK)
NBP1-72494-50ug	Recombinant Human Ornithine Decarboxylase His Protein

Limitations

This product is for research use only and is not approved for use in humans or in clinical diagnosis. Primary Antibodies are guaranteed for 1 year from date of receipt.

For more information on our 100% guarantee, please visit www.novusbio.com/guarantee

Earn gift cards/discounts by submitting a review: www.novusbio.com/reviews/submit/NBP2-44734

Earn gift cards/discounts by submitting a publication using this product:
www.novusbio.com/publications

