

Product Datasheet

ST6 Gal Sialyltransferase 1/ST6GAL1/CD75 Antibody (LN-1)

NBP2-44669-0.1mg

Unit Size: 0.1 mg

Store at 4C.

www.novusbio.com



technical@novusbio.com

Protocols, Publications, Related Products, Reviews, Research Tools and Images at:
www.novusbio.com/NBP2-44669

Updated 10/23/2024 v.20.1

Earn rewards for product reviews and publications.

Submit a publication at www.novusbio.com/publications

Submit a review at www.novusbio.com/reviews/destination/NBP2-44669



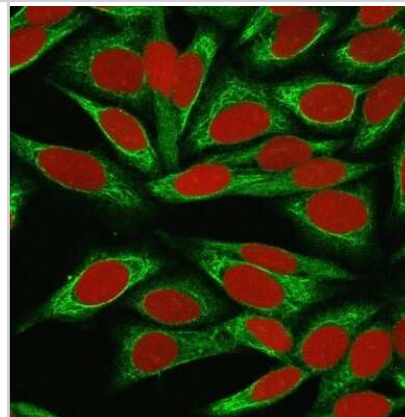
NBP2-44669-0.1mg

ST6 Gal Sialyltransferase 1/ST6GAL1/CD75 Antibody (LN-1)

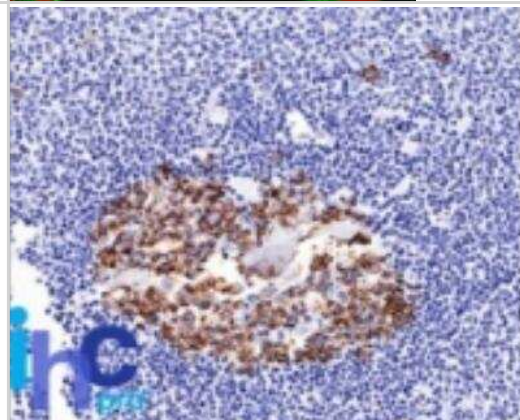
Product Information	
Unit Size	0.1 mg
Concentration	0.2 mg/ml
Storage	Store at 4C.
Clonality	Monoclonal
Clone	LN-1
Preservative	0.05% Sodium Azide
Isotype	IgM Kappa
Purity	PEG purified
Buffer	10 mM PBS with 0.05% BSA
Target Molecular Weight	46 kDa
Product Description	
Description	200ug/ml of antibody purified from Bioreactor Concentrate by PEG precipitation. Prepared in 10 mM PBS with 0.05% BSA & 0.05% azide. Also available WITHOUT BSA & azide at 1.0 mg/ml. (NBP2-47890) Antibody with azide - store at 2 to 8C. Antibody without azide - store at -20 to -80C.
Host	Mouse
Gene ID	6480
Gene Symbol	ST6GAL1
Species	Human
Marker	B-Cell Marker
Specificity/Sensitivity	Recognizes a neuraminidase-sensitive sialoprotein (CDw75), present on cell membrane and cytoplasm of germinal center B-cells and derived lymphomas. This monoclonal antibody reacts with RBC precursors of bone marrow, ductal and ciliated epithelial cells of kidney, breast, prostate, pancreas, lung, and with glioblastomas, astrocytomas, and Reed Sternberg cells in lymphocyte predominant Hodgkin s disease. It is shown to be a helpful antibody for ascribing a B-cell phenotype in known lymphoid tissues.
Immunogen	Nuclei from pokeweed mitogen-stimulated peripheral blood lymphocytes.
Product Application Details	
Applications	Flow Cytometry, Immunocytochemistry/ Immunofluorescence, Immunohistochemistry, Immunohistochemistry-Paraffin
Recommended Dilutions	Flow Cytometry 1-2 ug/million cells, Immunohistochemistry, Immunocytochemistry/ Immunofluorescence 1-2 ug/ml, Immunohistochemistry-Paraffin 1-2 ug/ml
Application Notes	Immunohistochemistry (Formalin-fixed): 1-2ug/ml for 30 minutes at RT. Staining of formalin-fixed tissues requires heating tissue sections in 10mM Tris with 1mM EDTA, pH 9.0, for 45 min at 95C followed by cooling at RT for 20 minutes. Optimal dilution for a specific application should be determined.

Images

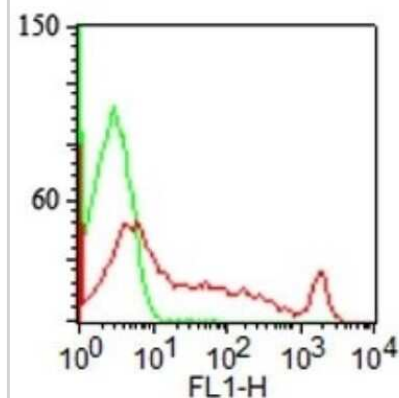
Immunocytochemistry/Immunofluorescence: ST6 Gal Sialyltransferase 1/ST6GAL1/CD75 Antibody (LN-1) [NBP2-44669] - Immunofluorescence Analysis of MeOH-fixed HeLa cells labeled with ST6 Gal Sialyltransferase 1/ST6GAL1/CD75 Antibody (LN-1) followed by goat anti-Mouse IgG-CF488 (Green). The nuclear counterstain is Red Dot (Red).



Immunohistochemistry-Paraffin: ST6 Gal Sialyltransferase 1/ST6GAL1/CD75 Antibody (LN-1) [NBP2-44669] - Formalin-fixed, paraffin-embedded normal human spleen stained with CDw75 monoclonal antibody (LN-1).



Flow Cytometry: ST6 Gal Sialyltransferase 1/ST6GAL1/CD75 Antibody (LN-1) [NBP2-44669] - Surface staining of human lymphocytes with CDw75 Monoclonal Antibody (LN-1) (red) and isotype control (green). PPI negative population analyzed.





Novus Biologicals USA

10730 E. Briarwood Avenue
Centennial, CO 80112
USA
Phone: 303.730.1950
Toll Free: 1.888.506.6887
Fax: 303.730.1966
nb-customerservice@bio-techne.com

Bio-Techne Canada

21 Canmotor Ave
Toronto, ON M8Z 4E6
Canada
Phone: 905.827.6400
Toll Free: 855.668.8722
Fax: 905.827.6402
canada.inquires@bio-techne.com

Bio-Techne Ltd

19 Barton Lane
Abingdon Science Park
Abingdon, OX14 3NB, United Kingdom
Phone: (44) (0) 1235 529449
Free Phone: 0800 37 34 15
Fax: (44) (0) 1235 533420
info.EMEA@bio-techne.com

General Contact Information

www.novusbio.com
Technical Support: nb-technical@bio-techne.com
Orders: nb-customerservice@bio-techne.com
General: novus@novusbio.com

Products Related to NBP2-44669-0.1mg

HAF007	Goat anti-Mouse IgG Secondary Antibody [HRP]
NB720-B	Rabbit anti-Mouse IgG (H+L) Secondary Antibody [Biotin]
NBP1-96975-0.5mg	Mouse IgM Kappa Light Chain Isotype Control (MMK)
NBP2-52038-0.1mg	Recombinant Human ST6 Gal Sialyltransferase 1/ST6GAL1/CD75 His Protein

Limitations

This product is for research use only and is not approved for use in humans or in clinical diagnosis. Primary Antibodies are guaranteed for 1 year from date of receipt.

For more information on our 100% guarantee, please visit www.novusbio.com/guarantee

Earn gift cards/discounts by submitting a review: www.novusbio.com/reviews/submit/NBP2-44669

Earn gift cards/discounts by submitting a publication using this product:
www.novusbio.com/publications

