

# Product Datasheet

## MFG-E8 Antibody (EDM45)

### NBP2-44412-0.1mg

Unit Size: 0.1 mg

Store at 4C.

[www.novusbio.com](http://www.novusbio.com)



[technical@novusbio.com](mailto:technical@novusbio.com)

Protocols, Publications, Related Products, Reviews, Research Tools and Images at:  
[www.novusbio.com/NBP2-44412](http://www.novusbio.com/NBP2-44412)

Updated 10/23/2024 v.20.1

Earn rewards for product  
reviews and publications.

Submit a publication at [www.novusbio.com/publications](http://www.novusbio.com/publications)

Submit a review at [www.novusbio.com/reviews/destination/NBP2-44412](http://www.novusbio.com/reviews/destination/NBP2-44412)



**NBP2-44412-0.1mg**

MFG-E8 Antibody (EDM45)

| Product Information     |                          |
|-------------------------|--------------------------|
| Unit Size               | 0.1 mg                   |
| Concentration           | 0.2 mg/ml                |
| Storage                 | Store at 4C.             |
| Clonality               | Monoclonal               |
| Clone                   | EDM45                    |
| Preservative            | 0.05% Sodium Azide       |
| Isotype                 | IgG1 Kappa               |
| Purity                  | Protein A or G purified  |
| Buffer                  | 10 mM PBS with 0.05% BSA |
| Target Molecular Weight | 45 kDa                   |

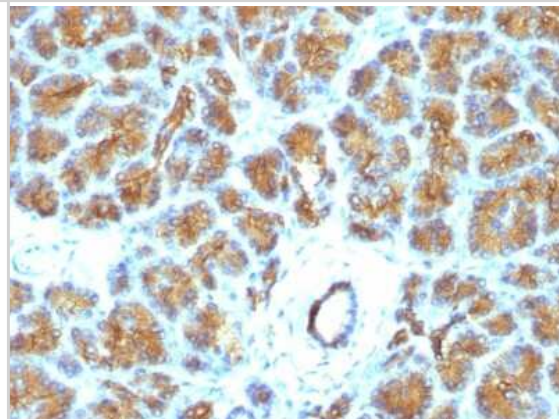
| Product Description |  |
|---------------------|--|
| Description         | 200ug/ml of antibody purified from Bioreactor Concentrate by Protein A or G. Prepared in 10 mM PBS with 0.05% BSA & 0.05% azide. Also available WITHOUT BSA & azide at 1.0 mg/ml. (NBP2-47813)<br><br>Antibody with azide - store at 2 to 8C. Antibody without azide - store at -20 to -80C. |
| Host                | Mouse  |
| Gene ID             | 4240   |
| Gene Symbol         | MFGE8  |
| Species             | Human  |
| Marker              | Breast Epithelial Marker   |
| Immunogen           | Delipidated human milk fat globule membrane preparation  |

| Product Application Details |   |
|-----------------------------|---|
| Applications                | Flow Cytometry, Immunocytochemistry/ Immunofluorescence, Immunohistochemistry, Immunohistochemistry-Paraffin, Immunofluorescence  |
| Recommended Dilutions       | Flow Cytometry 1-2 ug/million cells, Immunohistochemistry, Immunocytochemistry/ Immunofluorescence 1-2 ug/ml, Immunohistochemistry-Paraffin 1-2 ug/ml, Immunofluorescence 1 - 2 ug/ml   |
| Application Notes           | Immunohistochemistry (Formalin-fixed): 1-2ug/ml for 30 min at RT. Staining of formalin-fixed tissues requires heating tissue sections in 10mM Tris with 1mM EDTA, pH 9.0, for 45 min at 95C followed by cooling at RT for 20 minutes. Optimal dilution for a specific application should be determined. |

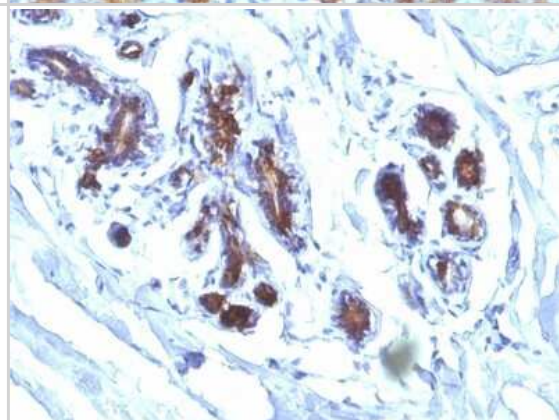


**Images**

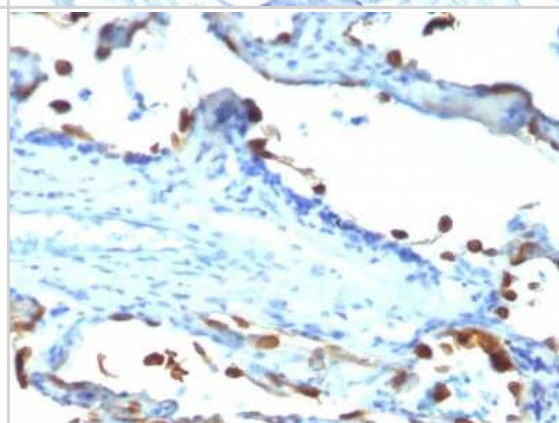
Immunohistochemistry-Paraffin: MFG-E8 Antibody (EDM45) [NBP2-44412] - Formalin-fixed, paraffin-embedded human Pancreas stained with MFG-E8 Antibody (EDM45)



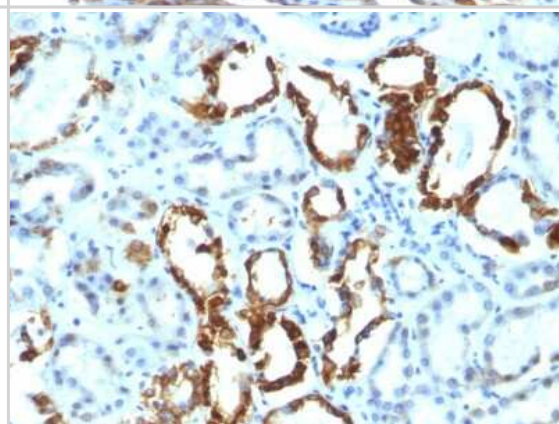
Immunohistochemistry-Paraffin: MFG-E8 Antibody (EDM45) [NBP2-44412] - Human Breast Carcinoma stained with Milk Fat Globule Monoclonal Antibody (EDM45)



Immunohistochemistry-Paraffin: MFG-E8 Antibody (EDM45) [NBP2-44412] - Formalin-fixed, paraffin-embedded human Lung Carcinoma stained with MFG-E8 Antibody (EDM45)



Immunohistochemistry-Paraffin: MFG-E8 Antibody (EDM45) [NBP2-44412] - Formalin-fixed, paraffin-embedded human Renal Cell Carcinoma stained with MFG-E8 Antibody (EDM45)





### **Novus Biologicals USA**

10730 E. Briarwood Avenue  
Centennial, CO 80112  
USA  
Phone: 303.730.1950  
Toll Free: 1.888.506.6887  
Fax: 303.730.1966  
nb-customerservice@bio-techne.com

### **Bio-Techne Canada**

21 Canmotor Ave  
Toronto, ON M8Z 4E6  
Canada  
Phone: 905.827.6400  
Toll Free: 855.668.8722  
Fax: 905.827.6402  
canada.inquires@bio-techne.com

### **Bio-Techne Ltd**

19 Barton Lane  
Abingdon Science Park  
Abingdon, OX14 3NB, United Kingdom  
Phone: (44) (0) 1235 529449  
Free Phone: 0800 37 34 15  
Fax: (44) (0) 1235 533420  
info.EMEA@bio-techne.com

### **General Contact Information**

www.novusbio.com  
Technical Support: nb-technical@bio-techne.com  
Orders: nb-customerservice@bio-techne.com  
General: novus@novusbio.com

### **Products Related to NBP2-44412-0.1mg**

---

|                  |   |
|------------------|---|
| HAF007           | Goat anti-Mouse IgG Secondary Antibody [HRP]            |
| NB720-B          | Rabbit anti-Mouse IgG (H+L) Secondary Antibody [Biotin] |
| NBP1-43319-0.5mg | Mouse IgG1 Kappa Isotype Control (P3.6.2.8.1)           |
| NBP2-59514-10ug  | Recombinant Mouse MFG-E8 His Protein                    |

---

### **Limitations**

This product is for research use only and is not approved for use in humans or in clinical diagnosis. Primary Antibodies are guaranteed for 1 year from date of receipt.

For more information on our 100% guarantee, please visit [www.novusbio.com/guarantee](http://www.novusbio.com/guarantee)

Earn gift cards/discounts by submitting a review: [www.novusbio.com/reviews/submit/NBP2-44412](http://www.novusbio.com/reviews/submit/NBP2-44412)

Earn gift cards/discounts by submitting a publication using this product:  
[www.novusbio.com/publications](http://www.novusbio.com/publications)

