

Product Datasheet

HLA DMA Antibody (6B12NB) - Azide Free NBP2-44304

Unit Size: 0.1 mg

Store at -20C. Avoid freeze-thaw cycles.

www.novusbio.com



technical@novusbio.com

Protocols, Publications, Related Products, Reviews, Research Tools and Images at:
www.novusbio.com/NBP2-44304

Updated 10/23/2024 v.20.1

Earn rewards for product
reviews and publications.

Submit a publication at www.novusbio.com/publications

Submit a review at www.novusbio.com/reviews/destination/NBP2-44304



NBP2-44304

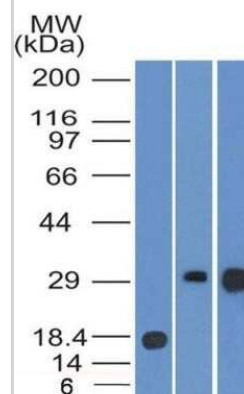
HLA DMA Antibody (6B12NB) - Azide Free

Product Information	
Unit Size	0.1 mg
Concentration	Please see the vial label for concentration. If unlisted please contact technical services.
Storage	Store at -20C. Avoid freeze-thaw cycles.
Clonality	Monoclonal
Clone	6B12NB
Preservative	No Preservative
Isotype	IgG1 Kappa
Purity	Protein G purified
Buffer	PBS
Product Description	
Host	Mouse
Gene ID	3108
Gene Symbol	HLA-DMA
Species	Human
Immunogen	Partial recombinant human HLA DMA protein (between amino acids 10-300) [Entrez NP_006111]
Product Application Details	
Applications	Western Blot, Flow (Cell Surface), Immunocytochemistry/ Immunofluorescence, Immunohistochemistry, Immunohistochemistry-Paraffin
Recommended Dilutions	Western Blot 2 ug/ml, Immunohistochemistry 1:200, Immunocytochemistry/ Immunofluorescence 10-20 ug/ml, Immunohistochemistry-Paraffin 1:200, Flow (Cell Surface) 2.5 ug/million cells

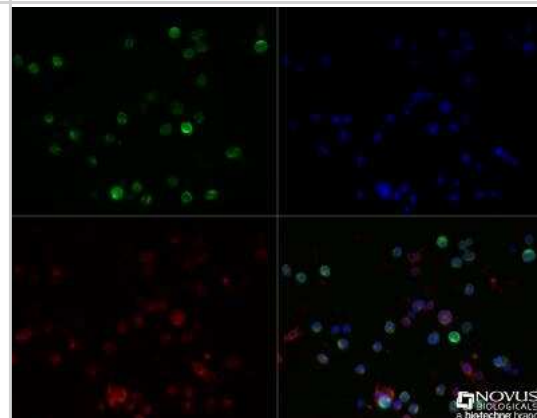


Images

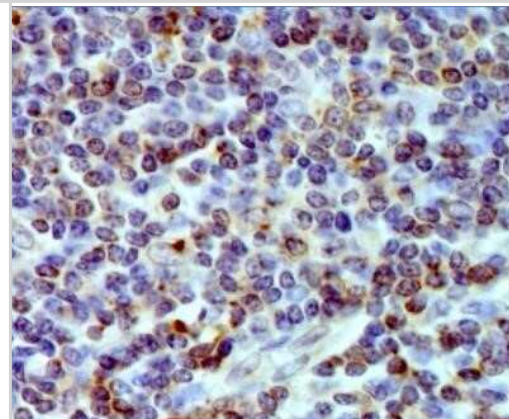
Western Blot: HLA DMA Antibody (6B12NB) - Azide Free [NBP2-44304] - Western blot analysis of (A) partial recombinant human HLA DMA protein, and lysates of (B) Ramos cells and (C) Raji cells using 1:500 dilution of HLA DMA antibody (clone 6B12NB) Image using the standard format of this product.



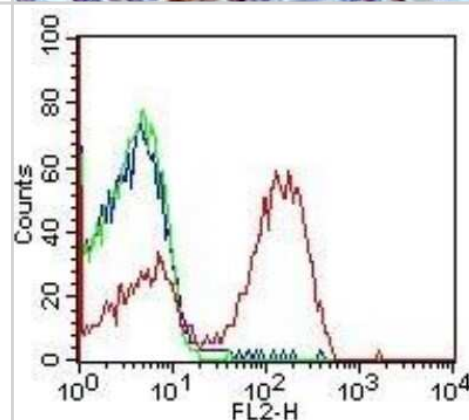
Immunocytochemistry/Immunofluorescence: HLA DMA Antibody (6B12NB) - Azide Free [NBP2-44304] - Daudi cells were fixed for 10 minutes using 10% formalin and then permeabilized for 5 minutes using 1X TBS + 0.5% Triton-X100. The cells were incubated with anti-HLA DMA (6B12NB) at a 1:40 dilution overnight at 4C and detected with an anti-mouse Dylight 488 (Green) at a 1:500 dilution. Actin was detected with Phalloidin 568 (Red) at a 1:200 dilution. Nuclei were counterstained with DAPI (Blue). Cells were imaged using a 40X objective.



Immunohistochemistry-Paraffin: HLA DMA Antibody (6B12NB) - Azide Free [NBP2-44304] - IHC analysis of a formalin fixed and paraffin embedded tissue section of normal human tonsil using 1:200 dilution of HLA DMA antibody (clone 6B12NB). The antibody generated a punctate staining in the cytoplasm/perinuclear region representing late endosomal localization of major histocompatibility complex, class II, DM alpha/HLA DMA protein. Image using the standard format of this product.



Flow (Cell Surface): HLA DMA Antibody (6B12NB) - Azide Free [NBP2-44304] - Human PBMC cells were stained (surface) with HLA DMA (6B12NB) antibody (red) or isotype control (mouse IgG1; green). Blue line represents cells alone. Positive staining was observed using PE conjugated mouse anti-IgG(H+L) secondary antibody. Live cells were gated (FL-2) for analysis.





Novus Biologicals USA

10730 E. Briarwood Avenue
Centennial, CO 80112
USA
Phone: 303.730.1950
Toll Free: 1.888.506.6887
Fax: 303.730.1966
nb-customerservice@bio-techne.com

Bio-Techne Canada

21 Canmotor Ave
Toronto, ON M8Z 4E6
Canada
Phone: 905.827.6400
Toll Free: 855.668.8722
Fax: 905.827.6402
canada.inquires@bio-techne.com

Bio-Techne Ltd

19 Barton Lane
Abingdon Science Park
Abingdon, OX14 3NB, United Kingdom
Phone: (44) (0) 1235 529449
Free Phone: 0800 37 34 15
Fax: (44) (0) 1235 533420
info.EMEA@bio-techne.com

General Contact Information

www.novusbio.com
Technical Support: nb-technical@bio-techne.com
Orders: nb-customerservice@bio-techne.com
General: novus@novusbio.com

Products Related to NBP2-44304

HAF007	Goat anti-Mouse IgG Secondary Antibody [HRP]
NB720-B	Rabbit anti-Mouse IgG (H+L) Secondary Antibody [Biotin]
NBP1-43319-0.5mg	Mouse IgG1 Kappa Isotype Control (P3.6.2.8.1)
H00003108-P01-10ug	Recombinant Human HLA DMA GST (N-Term) Protein

Limitations

This product is for research use only and is not approved for use in humans or in clinical diagnosis. Primary Antibodies are guaranteed for 1 year from date of receipt.

For more information on our 100% guarantee, please visit www.novusbio.com/guarantee

Earn gift cards/discounts by submitting a review: www.novusbio.com/reviews/submit/NBP2-44304

Earn gift cards/discounts by submitting a publication using this product:
www.novusbio.com/publications

