

Product Datasheet

O-GlcNAc Transferase p110 subunit Antibody (2037) - Azide and BSA Free NBP2-43755

Unit Size: 0.1 ml

Aliquot and store at -20C or -80C. Avoid freeze-thaw cycles.

www.novusbio.com



technical@novusbio.com

Reviews: 1


Protocols, Publications, Related Products, Reviews, Research Tools and Images at:
www.novusbio.com/NBP2-43755

Updated 2/23/2025 v.20.1

Earn rewards for product
reviews and publications.

Submit a publication at www.novusbio.com/publications

Submit a review at www.novusbio.com/reviews/destination/NBP2-43755




NBP2-43755

O-GlcNAc Transferase p110 subunit Antibody (2037) - Azide and BSA Free


Product Information	
Unit Size	0.1 ml
Concentration	Concentrations vary lot to lot. See vial label for concentration. If unlisted please contact technical services.
Storage	Aliquot and store at -20C or -80C. Avoid freeze-thaw cycles.
Clonality	Monoclonal
Clone	2037
Preservative	No Preservative
Isotype	IgG1
Purity	Protein G purified
Buffer	PBS
Target Molecular Weight	117 kDa
Product Description	
Host	Mouse
Gene ID	8473
Gene Symbol	OGT
Species	Human, Mouse, Rat
Immunogen	Recombinant protein encompassing a sequence within the center region of human O-GlcNAc Transferase p110 subunit. The exact sequence is proprietary.
Product Application Details	
Applications	Western Blot, CyTOF-reported
Recommended Dilutions	Western Blot 1:500 - 1:3000, CyTOF-reported
Application Notes	This O-GlcNAc Transferase p110 subunit Antibody (2037) is validated for CyTOF from a verified customer review.

Images


Western Blot: O-GlcNAc Transferase p110 subunit Antibody (2037) [NBP2-43755] - Analysis of A. 50 ug rat brain whole cell lysate/extract 7.5 % SDS-PAGE O-GlcNAc transferase antibody [2037] dilution: 1:500



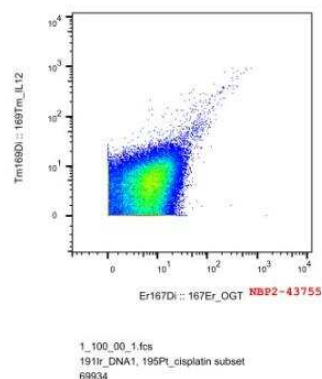
Western Blot: O-GlcNAc Transferase p110 subunit Antibody (2037) [NBP2-43755] - Analysis of A. 30 ug 293T B. 30 ug HeLa 7.5 % SDS-PAGE O-GlcNAc transferase antibody [2037] dilution: 1:1000.



Western Blot: O-GlcNAc Transferase p110 subunit Antibody (2037) [NBP2-43755] - Analysis of A. 50 ug mouse brain lysate/extract 7.5 % SDS-PAGE O-GlcNAc transferase antibody [2037] dilution: 1:1000



CytoTOF-reported: O-GlcNAc Transferase p110 subunit Antibody (2037) [NBP2-43755] - Mouse spleen cells were analyzed using NBP2-43755-167Er at 1:100 and IL12-169Tm at 1:100. CyTOF image submitted by a verified customer review.





Novus Biologicals USA

10730 E. Briarwood Avenue
Centennial, CO 80112
USA
Phone: 303.730.1950
Toll Free: 1.888.506.6887
Fax: 303.730.1966
nb-customerservice@bio-techne.com

Bio-Techne Canada

21 Canmotor Ave
Toronto, ON M8Z 4E6
Canada
Phone: 905.827.6400
Toll Free: 855.668.8722
Fax: 905.827.6402
canada.inquires@bio-techne.com

Bio-Techne Ltd

19 Barton Lane
Abingdon Science Park
Abingdon, OX14 3NB, United Kingdom
Phone: (44) (0) 1235 529449
Free Phone: 0800 37 34 15
Fax: (44) (0) 1235 533420
info.EMEA@bio-techne.com

General Contact Information

www.novusbio.com
Technical Support: nb-technical@bio-techne.com
Orders: nb-customerservice@bio-techne.com
General: novus@novusbio.com

Products Related to NBP2-43755

HAF007	Goat anti-Mouse IgG Secondary Antibody [HRP]
NB720-B	Rabbit anti-Mouse IgG (H+L) Secondary Antibody [Biotin]
NBP1-97005-0.5mg	Mouse IgG1 Isotype Control (MG1)
NBP2-55252PEP	O-GlcNAc Transferase p110 subunit Recombinant Protein Antigen

Limitations

This product is for research use only and is not approved for use in humans or in clinical diagnosis. Primary Antibodies are guaranteed for 1 year from date of receipt.

For more information on our 100% guarantee, please visit www.novusbio.com/guarantee

Earn gift cards/discounts by submitting a review: www.novusbio.com/reviews/submit/NBP2-43755

Earn gift cards/discounts by submitting a publication using this product:
www.novusbio.com/publications

