

Product Datasheet

Filamin B Antibody (387) - Azide and BSA Free NBP2-43740

Unit Size: 0.1 ml

Aliquot and store at -20C or -80C. Avoid freeze-thaw cycles.

www.novusbio.com



technical@novusbio.com

Protocols, Publications, Related Products, Reviews, Research Tools and Images at:
www.novusbio.com/NBP2-43740

Updated 2/23/2025 v.20.1

Earn rewards for product
reviews and publications.

Submit a publication at www.novusbio.com/publications

Submit a review at www.novusbio.com/reviews/destination/NBP2-43740



NBP2-43740

Filamin B Antibody (387) - Azide and BSA Free

Product Information	
Unit Size	0.1 ml
Concentration	Concentrations vary lot to lot. See vial label for concentration. If unlisted please contact technical services.
Storage	Aliquot and store at -20C or -80C. Avoid freeze-thaw cycles.
Clonality	Monoclonal
Clone	387
Preservative	No Preservative
Isotype	IgG2b
Purity	Protein A purified
Buffer	PBS
Target Molecular Weight	278 kDa

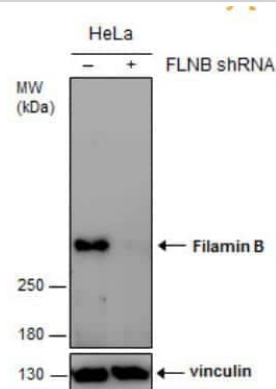
Product Description	
Host	Mouse
Gene ID	2317
Gene Symbol	FLNB
Species	Human, Rat
Immunogen	Recombinant protein encompassing a sequence within the N-terminus region of human Filamin B. The exact sequence is proprietary.

Product Application Details	
Applications	Western Blot, Immunocytochemistry/ Immunofluorescence, Immunohistochemistry, Immunohistochemistry-Paraffin
Recommended Dilutions	Western Blot 1:500-1:3000, Immunohistochemistry 1:100-1:1000, Immunocytochemistry/ Immunofluorescence 1:100-1:1000, Immunohistochemistry-Paraffin 1:100-1:1000

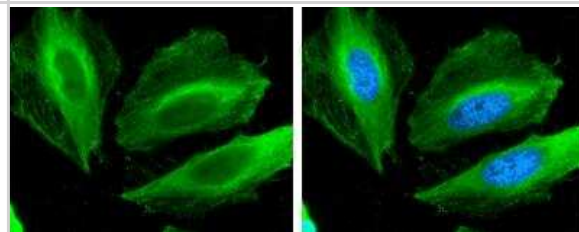


Images

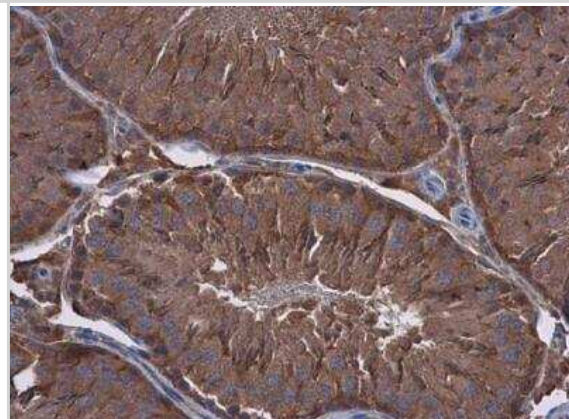
Western Blot: Filamin B Antibody (387) [NBP2-43740] - Non-transfected (-) and transfected (+) HeLa whole cell extracts (30 ug) were separated by 5% SDS-PAGE, and the membrane was blotted with Filamin B antibody [387].



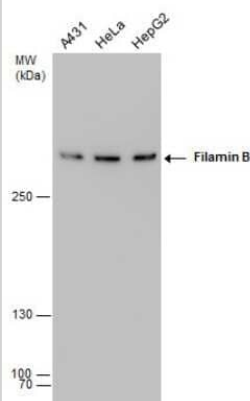
Immunocytochemistry/Immunofluorescence: Filamin B Antibody (387) [NBP2-43740] - HeLa cells were fixed in 4% paraformaldehyde at RT for 15 min. Green: Filamin B protein stained by Filamin B antibody [387] diluted at 1:200. Blue: Hoechst 33342 staining.



Immunohistochemistry-Paraffin: Filamin B Antibody (387) [NBP2-43740] - Paraffin-embedded rat testis. Filamin B antibody [387] 5) diluted at 1:500.



Western Blot: Filamin B Antibody (387) [NBP2-43740] - Analysis of various whole cell extracts (30 ug) were separated by 5% SDS-PAGE, and the membrane was blotted with Filamin B antibody [387] diluted at a dilution of 1:1000.





Novus Biologicals USA

10730 E. Briarwood Avenue
Centennial, CO 80112
USA
Phone: 303.730.1950
Toll Free: 1.888.506.6887
Fax: 303.730.1966
nb-customerservice@bio-techne.com

Bio-Techne Canada

21 Canmotor Ave
Toronto, ON M8Z 4E6
Canada
Phone: 905.827.6400
Toll Free: 855.668.8722
Fax: 905.827.6402
canada.inquires@bio-techne.com

Bio-Techne Ltd

19 Barton Lane
Abingdon Science Park
Abingdon, OX14 3NB, United Kingdom
Phone: (44) (0) 1235 529449
Free Phone: 0800 37 34 15
Fax: (44) (0) 1235 533420
info.EMEA@bio-techne.com

General Contact Information

www.novusbio.com
Technical Support: nb-technical@bio-techne.com
Orders: nb-customerservice@bio-techne.com
General: novus@novusbio.com

Products Related to NBP2-43740

HAF007	Goat anti-Mouse IgG Secondary Antibody [HRP]
NB720-B	Rabbit anti-Mouse IgG (H+L) Secondary Antibody [Biotin]
NBP2-27231	Mouse IgG2b Isotype Control (MPC-11)
H00002317-Q01-10ug	Recombinant Human Filamin B GST (N-Term) Protein

Limitations

This product is for research use only and is not approved for use in humans or in clinical diagnosis. Primary Antibodies are guaranteed for 1 year from date of receipt.

For more information on our 100% guarantee, please visit www.novusbio.com/guarantee

Earn gift cards/discounts by submitting a review: www.novusbio.com/reviews/submit/NBP2-43740

Earn gift cards/discounts by submitting a publication using this product:
www.novusbio.com/publications

