

# Product Datasheet

## TEAD1 Antibody (13112) - Azide and BSA Free NBP2-43581

Unit Size: 0.1 ml

Aliquot and store at -20C or -80C. Avoid freeze-thaw cycles.

[www.novusbio.com](http://www.novusbio.com)



[technical@novusbio.com](mailto:technical@novusbio.com)

Protocols, Publications, Related Products, Reviews, Research Tools and Images at:  
[www.novusbio.com/NBP2-43581](http://www.novusbio.com/NBP2-43581)

Updated 9/25/2025 v.20.1

Earn rewards for product  
reviews and publications.

Submit a publication at [www.novusbio.com/publications](http://www.novusbio.com/publications)

Submit a review at [www.novusbio.com/reviews/destination/NBP2-43581](http://www.novusbio.com/reviews/destination/NBP2-43581)



**NBP2-43581**

TEAD1 Antibody (13112) - Azide and BSA Free

<b>Product Information</b>	
<b>Unit Size</b>	0.1 ml
<b>Concentration</b>	Concentrations vary lot to lot. See vial label for concentration. If unlisted please contact technical services.
<b>Storage</b>	Aliquot and store at -20C or -80C. Avoid freeze-thaw cycles.
<b>Clonality</b>	Monoclonal
<b>Clone</b>	13112
<b>Preservative</b>	No Preservative
<b>Isotype</b>	IgG1
<b>Purity</b>	Protein G purified
<b>Buffer</b>	PBS, 20% Glycerol
<b>Target Molecular Weight</b>	48 kDa

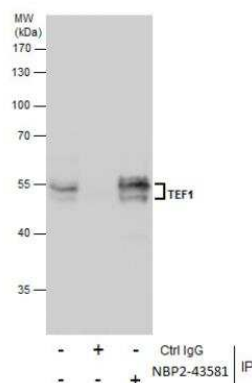
<b>Product Description</b>	
<b>Description</b>	Novus Biologicals Mouse TEAD1 Antibody (13112) - Azide and BSA Free (NBP2-43581) is a monoclonal antibody validated for use in WB, ICC/IF and IP. All Novus Biologicals antibodies are covered by our 100% guarantee.
<b>Host</b>	Mouse
<b>Gene ID</b>	7003
<b>Gene Symbol</b>	TEAD1
<b>Species</b>	Human
<b>Immunogen</b>	Carrier-protein conjugated synthetic peptide encompassing a sequence within the center region of human TEAD1. The exact sequence is proprietary.

<b>Product Application Details</b>	
<b>Applications</b>	Western Blot, Immunocytochemistry/ Immunofluorescence, Immunoprecipitation
<b>Recommended Dilutions</b>	Western Blot 1:500-1:3000, Immunocytochemistry/ Immunofluorescence 1:100-1:1000, Immunoprecipitation 1:100-1:500

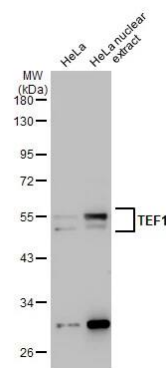


## Images

**Immunoprecipitation: TEF1 Antibody (13112) [NBP2-43581] -**  
**Immunoprecipitation of TEF1 protein from HeLa nuclear extracts using 5**  
**ug of TEF1 antibody [13112]. Western blot analysis was performed using**  
**TEF1 antibody [13112] EasyBlot anti-Mouse IgG was used as a**  
**secondary reagent.**



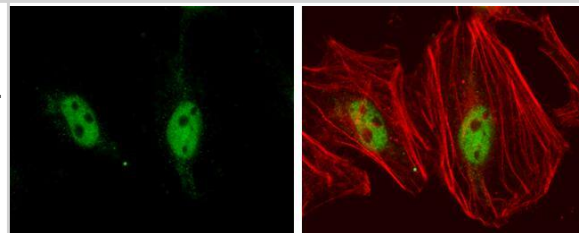
**Western Blot: TEAD1 Antibody (13112) [NBP2-43581] - HeLa whole cell**  
**and nuclear extracts (30 ug) were separated by 10% SDS-PAGE, and**  
**the membrane was blotted with TEAD1 antibody [GT13112] (NBP2-**  
**43581) diluted at 1:500. The HRP-conjugated anti-mouse IgG antibody**  
**was used to detect the primary antibody.**



**TEF1 antibody [GT13112] detects TEF1 protein at nucleus by**  
**immunofluorescent analysis.**  
**Sample: HeLa cells were fixed in 4% paraformaldehyde at RT for 15 min.**

**Green: TEF1 protein stained by TEF1 antibody [GT13112] (NBP2-**  
**43581) diluted at 1:400.**

**Red: Phalloidin, a F-actin marker, diluted at 1:200.**





### **Novus Biologicals USA**

10730 E. Briarwood Avenue  
Centennial, CO 80112  
USA  
Phone: 303.730.1950  
Toll Free: 1.888.506.6887  
Fax: 303.730.1966  
nb-customerservice@bio-techne.com

### **Bio-Techne Canada**

21 Canmotor Ave  
Toronto, ON M8Z 4E6  
Canada  
Phone: 905.827.6400  
Toll Free: 855.668.8722  
Fax: 905.827.6402  
canada.inquires@bio-techne.com

### **Bio-Techne Ltd**

19 Barton Lane  
Abingdon Science Park  
Abingdon, OX14 3NB, United Kingdom  
Phone: (44) (0) 1235 529449  
Free Phone: 0800 37 34 15  
Fax: (44) (0) 1235 533420  
info.EMEA@bio-techne.com

### **General Contact Information**

www.novusbio.com  
Technical Support: nb-technical@bio-techne.com  
Orders: nb-customerservice@bio-techne.com  
General: novus@novusbio.com

### **Products Related to NBP2-43581**

---

NBP2-33376H	Blue Marker Antibody (6F4-F6) [HRP]
HAF007	Goat anti-Mouse IgG Secondary Antibody [HRP]
NB7539	Goat anti-Mouse IgG (H+L) Secondary Antibody [HRP]
NBP1-97005-0.5mg	Mouse IgG1 Isotype Control (MG1)

---

### **Limitations**

This product is for research use only and is not approved for use in humans or in clinical diagnosis. Primary Antibodies are guaranteed for 1 year from date of receipt.

For more information on our 100% guarantee, please visit [www.novusbio.com/guarantee](http://www.novusbio.com/guarantee)

Earn gift cards/discounts by submitting a review: [www.novusbio.com/reviews/submit/NBP2-43581](http://www.novusbio.com/reviews/submit/NBP2-43581)

Earn gift cards/discounts by submitting a publication using this product:  
[www.novusbio.com/publications](http://www.novusbio.com/publications)

