

Product Datasheet

Nesprin 2 Antibody NBP2-42886

Unit Size: 0.1 ml

Aliquot and store at -20C or -80C. Avoid freeze-thaw cycles.

www.novusbio.com



technical@novusbio.com

Protocols, Publications, Related Products, Reviews, Research Tools and Images at:
www.novusbio.com/NBP2-42886

Updated 10/23/2024 v.20.1

Earn rewards for product
reviews and publications.

Submit a publication at www.novusbio.com/publications

Submit a review at www.novusbio.com/reviews/destination/NBP2-42886



NBP2-42886

Nesprin 2 Antibody

Product Information

Unit Size	0.1 ml
Concentration	Concentrations vary lot to lot. See vial label for concentration. If unlisted please contact technical services.
Storage	Aliquot and store at -20C or -80C. Avoid freeze-thaw cycles.
Clonality	Polyclonal
Preservative	0.01% Thimerosal
Isotype	IgG
Purity	Antigen Affinity-purified
Buffer	PBS (pH 7), 20% Glycerol, 1% BSA
Target Molecular Weight	783 kDa

Product Description

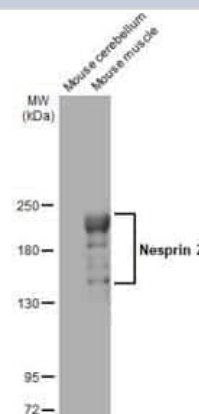
Host	Rabbit
Gene ID	23224
Gene Symbol	SYNE2
Species	Human, Mouse, Rat
Immunogen	Recombinant protein encompassing a sequence within the C-terminus region of mouse Nesprin 2. The exact sequence is proprietary.

Product Application Details

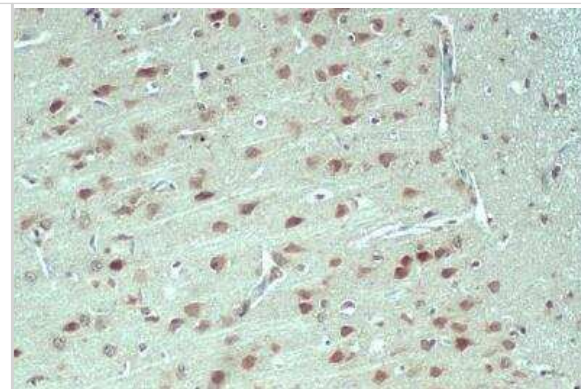
Applications	Western Blot, Immunocytochemistry/ Immunofluorescence, Immunohistochemistry, Immunohistochemistry-Frozen, Immunohistochemistry-Paraffin
Recommended Dilutions	Western Blot 1:500-1:3000, Immunohistochemistry -Assay dependent, Immunocytochemistry/ Immunofluorescence 1:100-1:1000, Immunohistochemistry-Paraffin Assay dependent, Immunohistochemistry-Frozen 1:100-1:1000

Images

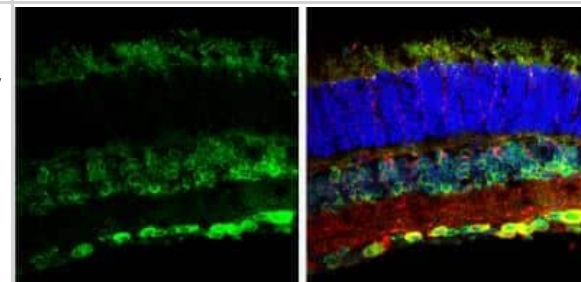
Western Blot: Nesprin 2 Antibody [NBP2-42886] - Various tissue extracts (50 ug) were separated by 5% SDS-PAGE, and the membrane was blotted with Nesprin 2 antibody [C3], C-term diluted at 1:10000. The HRP-conjugated anti-rabbit IgG antibody (NBP2-19301) was used to detect the primary antibody, and the signal was developed with Trident ECL plus-Enhanced.



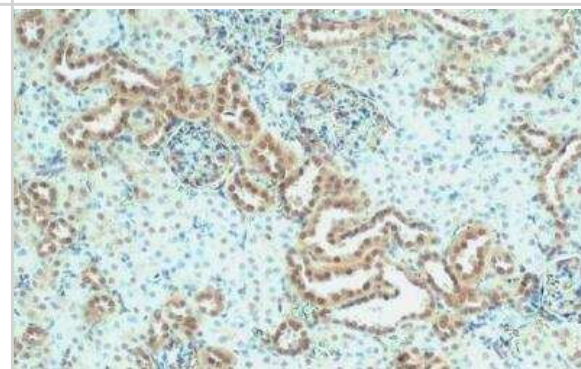
Immunohistochemistry-Paraffin: Nesprin 2 Antibody [NBP2-42886] - Rat brain. Nesprin 2 stained by Nesprin 2 antibody [C3], C-term diluted at 1:500. Antigen Retrieval: Citrate buffer, pH 6.0, 15 min.



Immunohistochemistry-Frozen: Nesprin 2 Antibody [NBP2-42886] - Frozen sectioned adult mouse retina. Green: Nesprin 2 protein stained by Nesprin 2 antibody [C3], C-term diluted at 1:250. Red: beta Tubulin 3/ TUJ1, stained by beta Tubulin 3/ TUJ1 antibody [11710] diluted at 1:250. Blue: Fluoroshield with DAPI.



Immunohistochemistry-Paraffin: Nesprin 2 Antibody [NBP2-42886] - Mouse kidney. Nesprin 2 stained by Nesprin 2 antibody [C3], C-term diluted at 1:500. Antigen Retrieval: Citrate buffer, pH 6.0, 15 min.



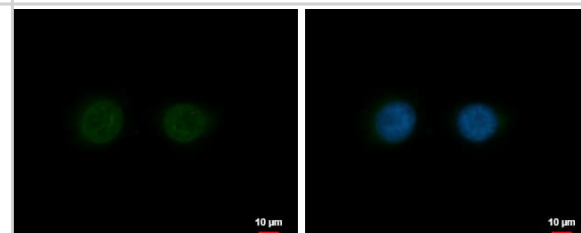
Immunocytochemistry/ Immunofluorescence: Nesprin 2 Antibody [NBP2-42886] - Syne2 antibody [C3], C-term detects Syne2 protein at nucleus by immunofluorescent analysis.

Sample: H1299 cells were fixed in 4% paraformaldehyde at RT for 15 min.

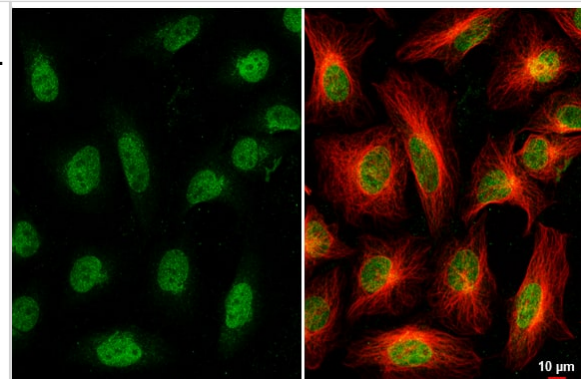
Green: Syne2 protein stained by Syne2 antibody [C3], C-term (NBP2-42886) diluted at 1:500.

Blue: Hoechst 33342 staining.

Scale bar = 10 um.



Immunocytochemistry/ Immunofluorescence: Nesprin 2 Antibody [NBP2-42886] - HeLa cells were fixed in 4% paraformaldehyde at RT for 15 min. Green: Nesprin 2 stained by Nesprin 2 antibody [C3], C-term diluted at 1:2000. Red: alpha Tubulin, a cytoskeleton marker, stained by alpha Tubulin antibody [114] diluted at 1:1000.





Novus Biologicals USA

10730 E. Briarwood Avenue
Centennial, CO 80112
USA
Phone: 303.730.1950
Toll Free: 1.888.506.6887
Fax: 303.730.1966
nb-customerservice@bio-techne.com

Bio-Techne Canada

21 Canmotor Ave
Toronto, ON M8Z 4E6
Canada
Phone: 905.827.6400
Toll Free: 855.668.8722
Fax: 905.827.6402
canada.inquires@bio-techne.com

Bio-Techne Ltd

19 Barton Lane
Abingdon Science Park
Abingdon, OX14 3NB, United Kingdom
Phone: (44) (0) 1235 529449
Free Phone: 0800 37 34 15
Fax: (44) (0) 1235 533420
info.EMEA@bio-techne.com

General Contact Information

www.novusbio.com
Technical Support: nb-technical@bio-techne.com
Orders: nb-customerservice@bio-techne.com
General: novus@novusbio.com

Products Related to NBP2-42886

HAF008	Goat anti-Rabbit IgG Secondary Antibody [HRP]
NB7160	Goat anti-Rabbit IgG (H+L) Secondary Antibody [HRP]
NBP2-24891	Rabbit IgG Isotype Control
H00023224-Q01-10ug	Recombinant Human Nesprin 2 GST (N-Term) Protein

Limitations

This product is for research use only and is not approved for use in humans or in clinical diagnosis. Primary Antibodies are guaranteed for 1 year from date of receipt.

For more information on our 100% guarantee, please visit www.novusbio.com/guarantee

Earn gift cards/discounts by submitting a review: www.novusbio.com/reviews/submit/NBP2-42886

Earn gift cards/discounts by submitting a publication using this product:
www.novusbio.com/publications

