

Product Datasheet

GRP78/HSPA5 Antibody - BSA Free NBP2-42848

Unit Size: 0.1 ml

Aliquot and store at -20C or -80C. Avoid freeze-thaw cycles.

www.novusbio.com



technical@novusbio.com

Protocols, Publications, Related Products, Reviews, Research Tools and Images at:
www.novusbio.com/NBP2-42848

Updated 2/23/2025 v.20.1

Earn rewards for product
reviews and publications.

Submit a publication at www.novusbio.com/publications

Submit a review at www.novusbio.com/reviews/destination/NBP2-42848



NBP2-42848

GRP78/HSPA5 Antibody - BSA Free

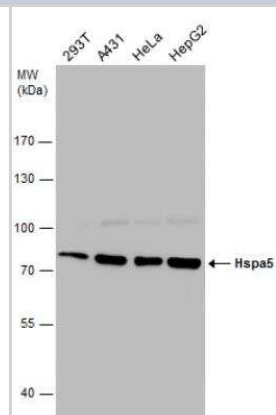
Product Information	
Unit Size	0.1 ml
Concentration	Concentrations vary lot to lot. See vial label for concentration. If unlisted please contact technical services.
Storage	Aliquot and store at -20C or -80C. Avoid freeze-thaw cycles.
Clonality	Polyclonal
Preservative	0.025% Proclin 300
Isotype	IgG
Purity	Antigen Affinity-purified
Buffer	PBS, 20% Glycerol
Target Molecular Weight	72 kDa

Product Description	
Host	Rabbit
Gene ID	3309
Gene Symbol	HSPA5
Species	Human, Mouse, Rat
Immunogen	Carrier-protein conjugated synthetic peptide encompassing a sequence within the C-terminus region of mouse GRP78/HSPA5. The exact sequence is proprietary.

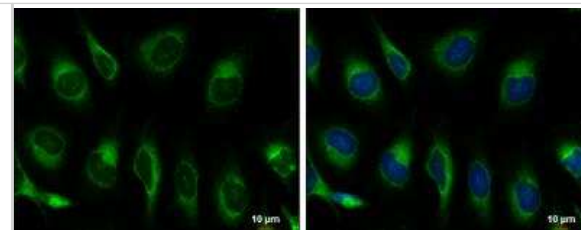
Product Application Details	
Applications	Western Blot, Immunocytochemistry/ Immunofluorescence, Immunohistochemistry, Immunohistochemistry-Paraffin
Recommended Dilutions	Western Blot 1:5000-1:20000, Immunohistochemistry 1:100-1:1000, Immunocytochemistry/ Immunofluorescence 1:100-1:1000, Immunohistochemistry-Paraffin 1:100-1:1000

Images

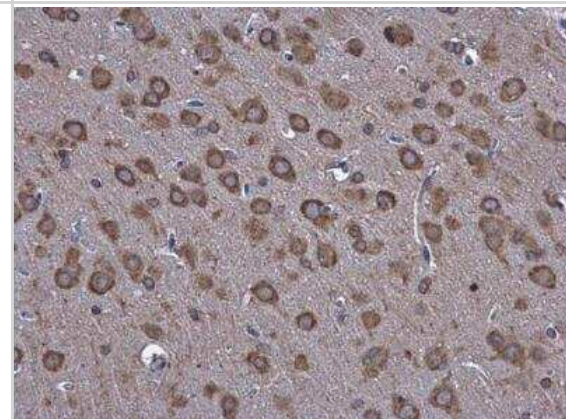
Western Blot: GRP78/HSPA5 Antibody [NBP2-42848] - Various whole cell extracts (30 ug) were separated by 7.5% SDS-PAGE, and the membrane was blotted with Hspa5 antibody diluted at a dilution of 1:10000.



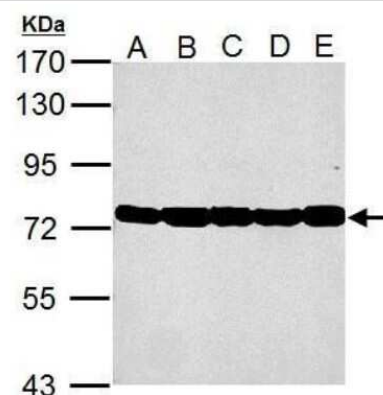
Immunocytochemistry/Immunofluorescence: GRP78/HSPA5 Antibody [NBP2-42848] - HeLa cells were fixed in ice-cold MeOH for 5 min. Green: Hspa5 protein stained by Hspa5 antibody diluted at 1:500. Blue: Hoechst 33342 staining. Scale bar = 10 μ m.



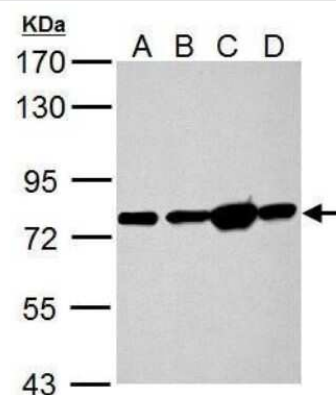
Immunohistochemistry-Paraffin: GRP78/HSPA5 Antibody [NBP2-42848] - Paraffin-embedded rat brain. Hspa5 antibody diluted at 1:500.



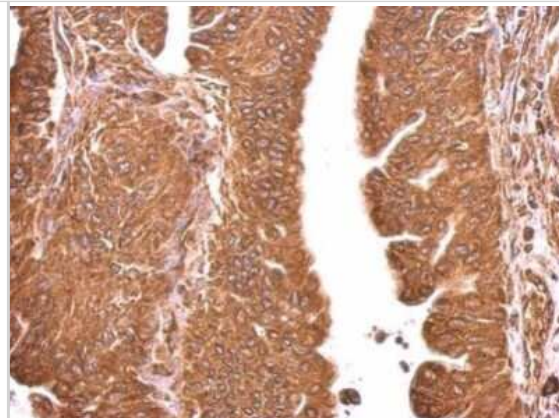
Western Blot: GRP78/HSPA5 Antibody [NBP2-42848] - Analysis of 30 μ g whole cell lysate. A: NIH-3T-3 B: JC C: BCL-1 D: C2C12 E: Raw264.7 7.5% SDS PAGE diluted at 1:10000..



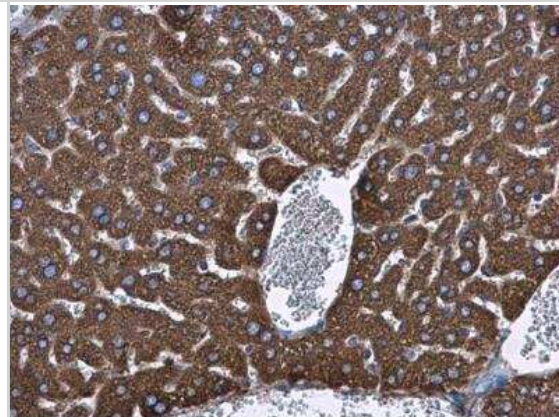
Western Blot: GRP78/HSPA5 Antibody [NBP2-42848] - Analysis of A. 50 μ g Rat heart lysate/extract B. 50 μ g Rat Lung lysate/extract C. 50 μ g Rat Liver lysate/extract D. 50 μ g Rat kidney lysate/extract 7.5 % SDS-PAGE Hspa5 antibody dilution: 1:10000



Immunohistochemistry-Paraffin: GRP78/HSPA5 Antibody [NBP2-42848]
- Analysis of gastric carcinoma. Hspa5 antibody dilution: 1:500.



Immunohistochemistry-Paraffin: GRP78/HSPA5 Antibody [NBP2-42848]
- Paraffin-embedded mouse liver. Hspa5 antibody diluted at 1:500.





Novus Biologicals USA

10730 E. Briarwood Avenue
Centennial, CO 80112
USA
Phone: 303.730.1950
Toll Free: 1.888.506.6887
Fax: 303.730.1966
nb-customerservice@bio-techne.com

Bio-Techne Canada

21 Canmotor Ave
Toronto, ON M8Z 4E6
Canada
Phone: 905.827.6400
Toll Free: 855.668.8722
Fax: 905.827.6402
canada.inquires@bio-techne.com

Bio-Techne Ltd

19 Barton Lane
Abingdon Science Park
Abingdon, OX14 3NB, United Kingdom
Phone: (44) (0) 1235 529449
Free Phone: 0800 37 34 15
Fax: (44) (0) 1235 533420
info.EMEA@bio-techne.com

General Contact Information

www.novusbio.com
Technical Support: nb-technical@bio-techne.com
Orders: nb-customerservice@bio-techne.com
General: novus@novusbio.com

Products Related to NBP2-42848

HAF008	Goat anti-Rabbit IgG Secondary Antibody [HRP]
NB7160	Goat anti-Rabbit IgG (H+L) Secondary Antibody [HRP]
NBP2-24891	Rabbit IgG Isotype Control
H00003309-P01-10ug	Recombinant Human GRP78/HSPA5 GST (N-Term) Protein

Limitations

This product is for research use only and is not approved for use in humans or in clinical diagnosis. Primary Antibodies are guaranteed for 1 year from date of receipt.

For more information on our 100% guarantee, please visit www.novusbio.com/guarantee

Earn gift cards/discounts by submitting a review: www.novusbio.com/reviews/submit/NBP2-42848

Earn gift cards/discounts by submitting a publication using this product:
www.novusbio.com/publications

