

Product Datasheet

Laminin gamma 1 Antibody (CL3196) - BSA Free NBP2-42395

Unit Size: 0.1 ml

Store at 4C short term. Aliquot and store at -20C long term. Avoid freeze-thaw cycles.

www.novusbio.com



technical@novusbio.com

Publications: 1

Protocols, Publications, Related Products, Reviews, Research Tools and Images at:
www.novusbio.com/NBP2-42395

Updated 2/27/2025 v.20.1

Earn rewards for product
reviews and publications.

Submit a publication at www.novusbio.com/publications

Submit a review at www.novusbio.com/reviews/destination/NBP2-42395



NBP2-42395**Laminin gamma 1 Antibody (CL3196) - BSA Free**

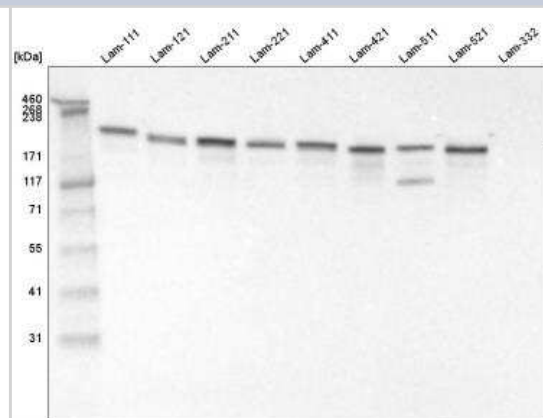
Product Information	
Unit Size	0.1 ml
Concentration	Concentrations vary lot to lot. See vial label for concentration. If unlisted please contact technical services.
Storage	Store at 4C short term. Aliquot and store at -20C long term. Avoid freeze-thaw cycles.
Clonality	Monoclonal
Clone	CL3196
Preservative	0.02% Sodium Azide
Isotype	IgG1
Purity	Protein A purified
Buffer	PBS (pH 7.2) and 40% Glycerol

Product Description	
Host	Mouse
Gene ID	3915
Gene Symbol	LAMC1
Species	Human, Rat
Reactivity Notes	Rat reactivity reported in the scientific literature (PMID: 30044554). Please note that this antibody is reactive to Mouse and derived from the same host, Mouse. Mouse-On-Mouse blocking reagent may be needed for IHC and ICC experiments to reduce high background signal. You can find these reagents under catalog numbers PK-2200-NB and MP-2400-NB. Please contact Technical Support if you have any questions
Immunogen	This antibody was developed using a recombinant protein derived from P11047, with the exact immunogen sequence remaining proprietary.

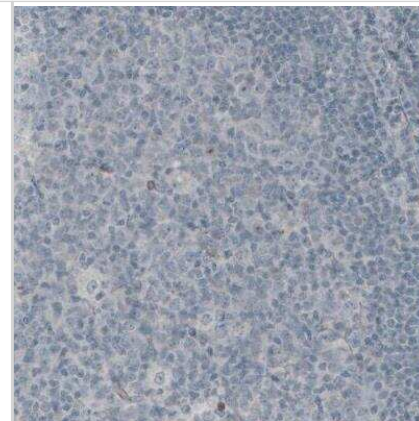
Product Application Details	
Applications	Western Blot, Immunocytochemistry/ Immunofluorescence, Immunohistochemistry, Immunohistochemistry-Paraffin
Recommended Dilutions	Western Blot 1 ug/ml, Immunohistochemistry 1:200 - 1:500, Immunocytochemistry/ Immunofluorescence Reported in scientific literature (PMID:30044554), Immunohistochemistry-Paraffin 1:200 - 1:500
Application Notes	For IHC-Paraffin, HIER pH 6 retrieval is recommended.

Images

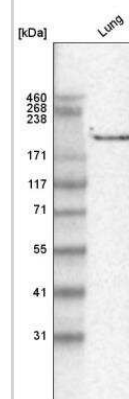
Western Blot: Laminin gamma 1 Antibody (CL3196) [NBP2-42395] - Analysis of purified human recombinant Laminin-111, Laminin-121, Laminin-211, protein Laminin-221, Laminin-411, Laminin-421, Laminin-511, Laminin-521 and Laminin-332.



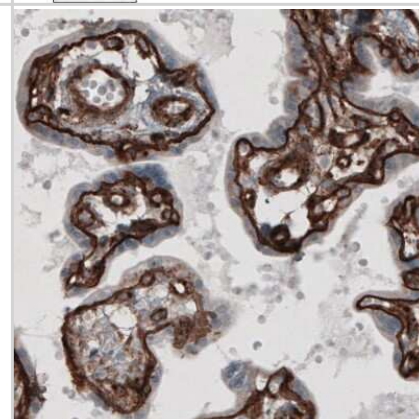
Immunohistochemistry-Paraffin: Laminin gamma 1 Antibody (CL3196) [NBP2-42395] - Staining of human tonsil shows absence of immunoreactivity in lymphoid tissue (negative control).



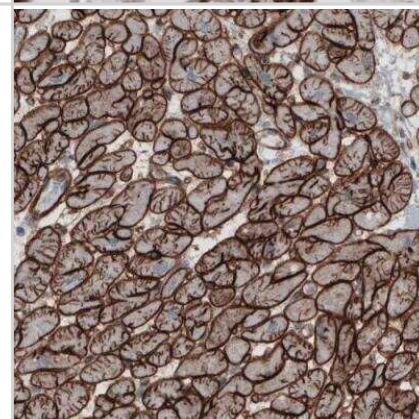
Western Blot: Laminin gamma 1 Antibody (CL3196) [NBP2-42395] - Analysis in human lung tissue.



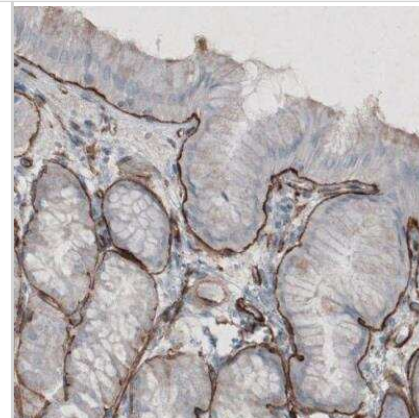
Immunohistochemistry-Paraffin: Laminin gamma 1 Antibody (CL3196) [NBP2-42395] - Staining of human placenta shows strong immunoreactivity in basement membrane of trophoblast and in endothelium.



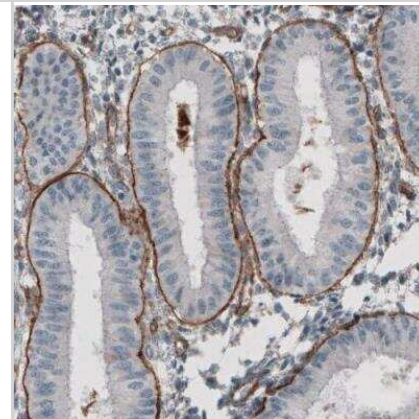
Immunohistochemistry-Paraffin: Laminin gamma 1 Antibody (CL3196) [NBP2-42395] - Staining of human heart shows strong membranous immunoreactivity in cardiomyocytes.



Immunohistochemistry-Paraffin: Laminin gamma 1 Antibody (CL3196) [NBP2-42395] - Staining of human stomach shows strong immunoreactivity in basement membrane of glandular epithelium.



Immunohistochemistry-Paraffin: Laminin gamma 1 Antibody (CL3196) [NBP2-42395] - Staining of human endometrium shows strong positivity in basement membrane of glandular epithelium.



Publications

Sun X, Wang Y, Guo Z et al. Acellular Cauda Equina Allograft as Main Material Combined with Biodegradable Chitin Conduit for Regeneration of Long-Distance Sciatic Nerve Defect in Rats. *Adv Healthc Mater.* 2018-07-25 [PMID: 30044554] (ICC/IF, Rat)



Novus Biologicals USA

10730 E. Briarwood Avenue
Centennial, CO 80112
USA
Phone: 303.730.1950
Toll Free: 1.888.506.6887
Fax: 303.730.1966
nb-customerservice@bio-techne.com

Bio-Techne Canada

21 Canmotor Ave
Toronto, ON M8Z 4E6
Canada
Phone: 905.827.6400
Toll Free: 855.668.8722
Fax: 905.827.6402
canada.inquires@bio-techne.com

Bio-Techne Ltd

19 Barton Lane
Abingdon Science Park
Abingdon, OX14 3NB, United Kingdom
Phone: (44) (0) 1235 529449
Free Phone: 0800 37 34 15
Fax: (44) (0) 1235 533420
info.EMEA@bio-techne.com

General Contact Information

www.novusbio.com
Technical Support: nb-technical@bio-techne.com
Orders: nb-customerservice@bio-techne.com
General: novus@novusbio.com

Products Related to NBP2-42395

HAF007	Goat anti-Mouse IgG Secondary Antibody [HRP]
NB720-B	Rabbit anti-Mouse IgG (H+L) Secondary Antibody [Biotin]
NBP1-97005-0.5mg	Mouse IgG1 Isotype Control (MG1)
H00003915-P01-10ug	Recombinant Human Laminin gamma 1 GST (N-Term) Protein

Limitations

This product is for research use only and is not approved for use in humans or in clinical diagnosis. Primary Antibodies are guaranteed for 1 year from date of receipt.

For more information on our 100% guarantee, please visit www.novusbio.com/guarantee

Earn gift cards/discounts by submitting a review: www.novusbio.com/reviews/submit/NBP2-42395

Earn gift cards/discounts by submitting a publication using this product:
www.novusbio.com/publications

