

# Product Datasheet

## Laminin S/Laminin beta 2 Antibody (CL2979) - BSA Free NBP2-42387

Unit Size: 0.1 ml

Store at 4C short term. Aliquot and store at -20C long term. Avoid freeze-thaw cycles.

[www.novusbio.com](http://www.novusbio.com)



[technical@novusbio.com](mailto:technical@novusbio.com)

Protocols, Publications, Related Products, Reviews, Research Tools and Images at:  
[www.novusbio.com/NBP2-42387](http://www.novusbio.com/NBP2-42387)

Updated 2/27/2025 v.20.1

Earn rewards for product  
reviews and publications.

Submit a publication at [www.novusbio.com/publications](http://www.novusbio.com/publications)

Submit a review at [www.novusbio.com/reviews/destination/NBP2-42387](http://www.novusbio.com/reviews/destination/NBP2-42387)



**NBP2-42387**

Laminin S/Laminin beta 2 Antibody (CL2979) - BSA Free

**Product Information**

<b>Unit Size</b>	0.1 ml
<b>Concentration</b>	Concentrations vary lot to lot. See vial label for concentration. If unlisted please contact technical services.
<b>Storage</b>	Store at 4C short term. Aliquot and store at -20C long term. Avoid freeze-thaw cycles.
<b>Clonality</b>	Monoclonal
<b>Clone</b>	CL2979
<b>Preservative</b>	0.02% Sodium Azide
<b>Isotype</b>	IgG2a
<b>Purity</b>	Protein A purified
<b>Buffer</b>	PBS (pH 7.2) and 40% Glycerol

**Product Description**

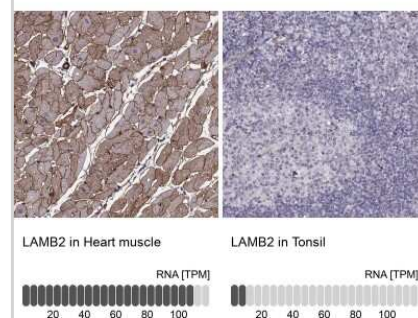
<b>Host</b>	Mouse
<b>Gene ID</b>	3913
<b>Gene Symbol</b>	LAMB2
<b>Species</b>	Human
<b>Reactivity Notes</b>	Expected to cross react based on sequence identity: Rat (82%), Mouse (83%).
<b>Immunogen</b>	This antibody was developed using a recombinant protein derived from P55268, with the exact immunogen sequence remaining proprietary.

**Product Application Details**

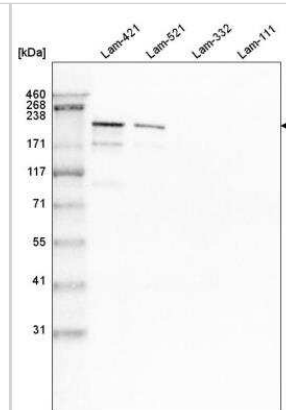
<b>Applications</b>	Western Blot, Immunohistochemistry, Immunohistochemistry-Paraffin
<b>Recommended Dilutions</b>	Western Blot 1 ug/ml, Immunohistochemistry 1:2500 - 1:5000, Immunohistochemistry-Paraffin 1:2500 - 1:5000
<b>Application Notes</b>	For IHC-Paraffin, HIER pH 6 retrieval is recommended.

**Images**

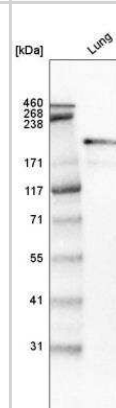
Immunohistochemistry-Paraffin: Laminin S/Laminin beta 2 Antibody (CL2979) [NBP2-42387] - Staining in human heart muscle and tonsil tissues. Corresponding LAMB2 RNA-seq data are presented for the same tissues.



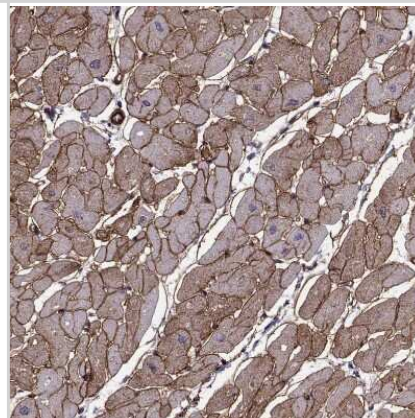
Western Blot: Laminin S/Laminin beta 2 Antibody (CL2979) [NBP2-42387] - Analysis of purified human recombinant Laminin-421, Laminin-521, Laminin-332 and Laminin-111.



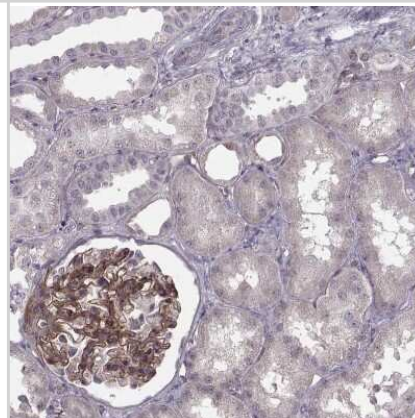
Western Blot: Laminin S/Laminin beta 2 Antibody (CL2979) [NBP2-42387] - Analysis in human lung tissue.



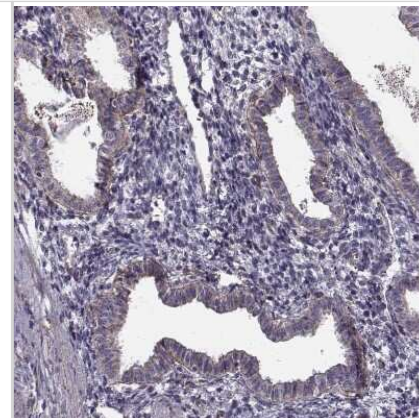
Immunohistochemistry-Paraffin: Laminin S/Laminin beta 2 Antibody (CL2979) [NBP2-42387] - Staining of human heart muscle shows moderate membranous positivity in cardiomyocytes.



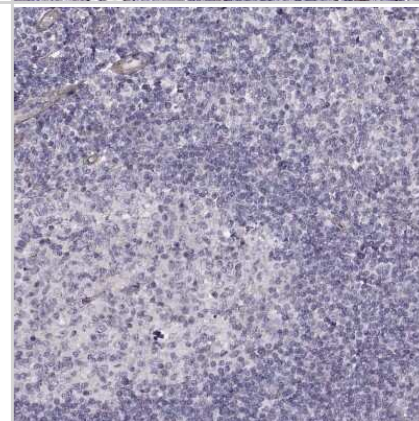
Immunohistochemistry-Paraffin: Laminin S/Laminin beta 2 Antibody (CL2979) [NBP2-42387] - Staining of human kidney shows moderate membranous positivity in basement membrane of cells in glomeruli.



Immunohistochemistry-Paraffin: Laminin S/Laminin beta 2 Antibody (CL2979) [NBP2-42387] - Staining of human endometrium shows moderate positivity in basement membrane of glandular cells.



Immunohistochemistry-Paraffin: Laminin S/Laminin beta 2 Antibody (CL2979) [NBP2-42387] - Staining of human tonsil shows no positivity in lymphoid cells as expected.





### **Novus Biologicals USA**

10730 E. Briarwood Avenue  
Centennial, CO 80112  
USA  
Phone: 303.730.1950  
Toll Free: 1.888.506.6887  
Fax: 303.730.1966  
nb-customerservice@bio-techne.com

### **Bio-Techne Canada**

21 Canmotor Ave  
Toronto, ON M8Z 4E6  
Canada  
Phone: 905.827.6400  
Toll Free: 855.668.8722  
Fax: 905.827.6402  
canada.inquires@bio-techne.com

### **Bio-Techne Ltd**

19 Barton Lane  
Abingdon Science Park  
Abingdon, OX14 3NB, United Kingdom  
Phone: (44) (0) 1235 529449  
Free Phone: 0800 37 34 15  
Fax: (44) (0) 1235 533420  
info.EMEA@bio-techne.com

### **General Contact Information**

www.novusbio.com  
Technical Support: nb-technical@bio-techne.com  
Orders: nb-customerservice@bio-techne.com  
General: novus@novusbio.com

### **Products Related to NBP2-42387**

---

HAF007	Goat anti-Mouse IgG Secondary Antibody [HRP]
NB720-B	Rabbit anti-Mouse IgG (H+L) Secondary Antibody [Biotin]
NBP1-96778	Mouse IgG2a Isotype Control (M2A)
NBP2-42387PEP	Laminin S/Laminin beta 2 Recombinant Protein Antigen

---

### **Limitations**

This product is for research use only and is not approved for use in humans or in clinical diagnosis. Primary Antibodies are guaranteed for 1 year from date of receipt.

For more information on our 100% guarantee, please visit [www.novusbio.com/guarantee](http://www.novusbio.com/guarantee)

Earn gift cards/discounts by submitting a review: [www.novusbio.com/reviews/submit/NBP2-42387](http://www.novusbio.com/reviews/submit/NBP2-42387)

Earn gift cards/discounts by submitting a publication using this product:  
[www.novusbio.com/publications](http://www.novusbio.com/publications)

