

Product Datasheet

ACAA1 Antibody (CL2663) - BSA Free NBP2-42382

Unit Size: 0.1 ml

Store at 4C short term. Aliquot and store at -20C long term. Avoid freeze-thaw cycles.

www.novusbio.com



technical@novusbio.com

Protocols, Publications, Related Products, Reviews, Research Tools and Images at:
www.novusbio.com/NBP2-42382

Updated 2/27/2025 v.20.1

Earn rewards for product
reviews and publications.

Submit a publication at www.novusbio.com/publications

Submit a review at www.novusbio.com/reviews/destination/NBP2-42382



NBP2-42382

ACAA1 Antibody (CL2663) - BSA Free


Product Information	
Unit Size	0.1 ml
Concentration	Concentrations vary lot to lot. See vial label for concentration. If unlisted please contact technical services.
Storage	Store at 4C short term. Aliquot and store at -20C long term. Avoid freeze-thaw cycles.
Clonality	Monoclonal
Clone	CL2663
Preservative	0.02% Sodium Azide
Isotype	IgG1
Purity	Protein A purified
Buffer	PBS (pH 7.2) and 40% Glycerol

Product Description	
Host	Mouse
Gene ID	30
Gene Symbol	ACAA1
Species	Human
Reactivity Notes	Expected to cross react based on sequence identity: Mouse (88%), Rat (87%).
Immunogen	This antibody was developed using a recombinant protein derived from P09110, with the exact immunogen sequence remaining proprietary.

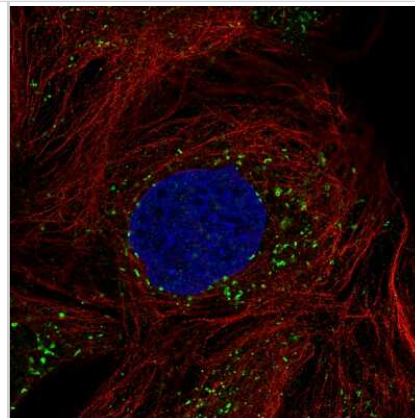
Product Application Details	
Applications	Western Blot, Immunocytochemistry/ Immunofluorescence, Immunohistochemistry, Immunohistochemistry-Paraffin, Knockdown Validated
Recommended Dilutions	Western Blot 1 ug/ml, Immunohistochemistry 1:500 - 1:1000, Immunocytochemistry/ Immunofluorescence 2-10 ug/ml, Immunohistochemistry-Paraffin 1:500 - 1:1000, Knockdown Validated
Application Notes	For IHC-Paraffin, HIER pH 6 retrieval is recommended. For ICC/IF, PFA/Triton X-100 is recommended for fixation/permeabilization.

Images

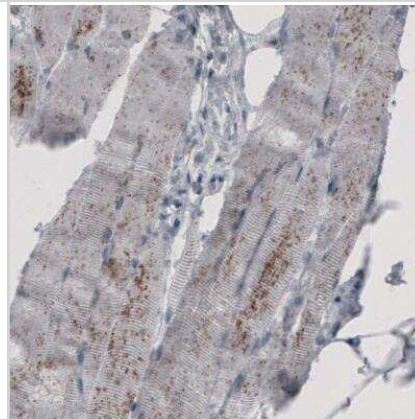
Western Blot: ACAA1 Antibody (CL2663) [NBP2-42382] - Analysis in U-251MG cells transfected with control siRNA, target specific siRNA probe #1 and #2, using Anti-ACAA1 antibody. Remaining relative intensity is presented. Loading control: Anti-PPIB.



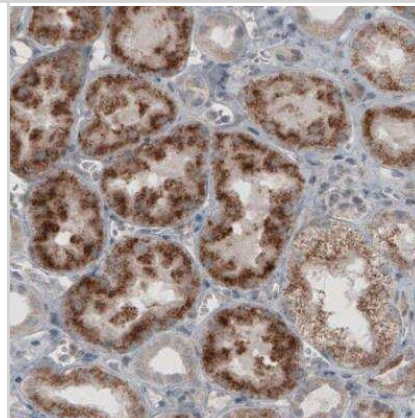
Immunocytochemistry/Immunofluorescence: ACAA1 Antibody (CL2663) [NBP2-42382] - Staining of CACO-2 cells using the Anti-ACAA1 monoclonal antibody, showing specific staining in peroxisomes in green. Microtubule- and nuclear probes are visualized in red and blue, respectively (where available).



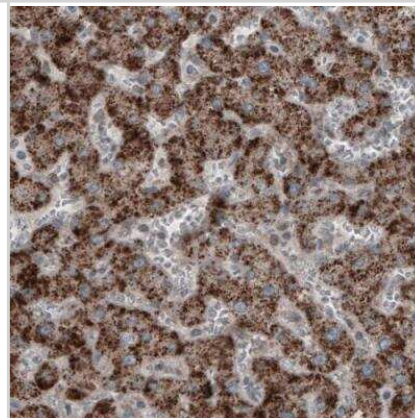
Immunohistochemistry: ACAA1 Antibody (CL2663) [NBP2-42382] - Staining of human skeletal muscle shows granular cytoplasmic positivity.



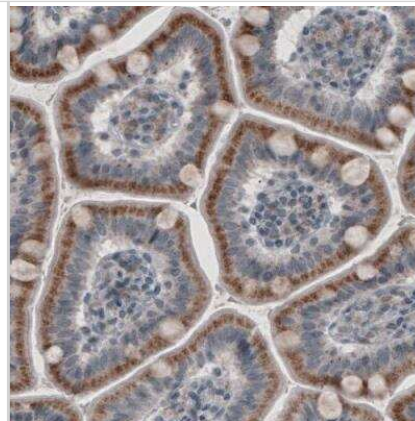
Immunohistochemistry: ACAA1 Antibody (CL2663) [NBP2-42382] - Staining of human kidney shows granular cytoplasmic immunoreactivity in renal tubules.



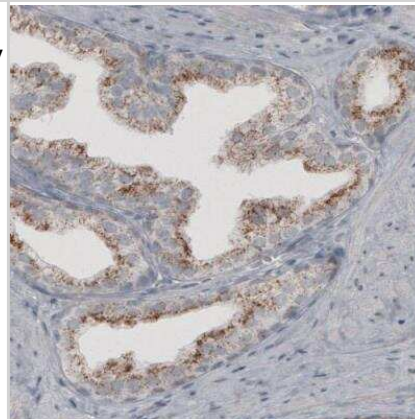
Immunohistochemistry: ACAA1 Antibody (CL2663) [NBP2-42382] - Staining of human liver shows strong granular cytoplasmic positivity in hepatocytes.



Immunohistochemistry: ACAA1 Antibody (CL2663) [NBP2-42382] - Staining of human small intestine shows strong granular cytoplasmic positivity in glandular cells.



Immunohistochemistry: ACAA1 Antibody (CL2663) [NBP2-42382] - Staining of human prostate shows granular cytoplasmic immunoreactivity in glandular cells.





Novus Biologicals USA

10730 E. Briarwood Avenue
Centennial, CO 80112
USA
Phone: 303.730.1950
Toll Free: 1.888.506.6887
Fax: 303.730.1966
nb-customerservice@bio-techne.com

Bio-Techne Canada

21 Canmotor Ave
Toronto, ON M8Z 4E6
Canada
Phone: 905.827.6400
Toll Free: 855.668.8722
Fax: 905.827.6402
canada.inquires@bio-techne.com

Bio-Techne Ltd

19 Barton Lane
Abingdon Science Park
Abingdon, OX14 3NB, United Kingdom
Phone: (44) (0) 1235 529449
Free Phone: 0800 37 34 15
Fax: (44) (0) 1235 533420
info.EMEA@bio-techne.com

General Contact Information

www.novusbio.com
Technical Support: nb-technical@bio-techne.com
Orders: nb-customerservice@bio-techne.com
General: novus@novusbio.com

Products Related to NBP2-42382

HAF007	Goat anti-Mouse IgG Secondary Antibody [HRP]
NB720-B	Rabbit anti-Mouse IgG (H+L) Secondary Antibody [Biotin]
NBP1-97005-0.5mg	Mouse IgG1 Isotype Control (MG1)
NBP1-45323-0.1mg	Recombinant Human ACAA1 His Protein

Limitations

This product is for research use only and is not approved for use in humans or in clinical diagnosis. Primary Antibodies are guaranteed for 1 year from date of receipt.

For more information on our 100% guarantee, please visit www.novusbio.com/guarantee

Earn gift cards/discounts by submitting a review: www.novusbio.com/reviews/submit/NBP2-42382

Earn gift cards/discounts by submitting a publication using this product:
www.novusbio.com/publications

