

Product Datasheet

ARC/NOL3 Antibody - BSA Free NBP2-41753

Unit Size: 0.1 mg

Store at 4C short term. Aliquot and store at -20C long term. Avoid freeze-thaw cycles.

www.novusbio.com



technical@novusbio.com

Publications: 1

Protocols, Publications, Related Products, Reviews, Research Tools and Images at:
www.novusbio.com/NBP2-41753

Updated 10/23/2024 v.20.1

Earn rewards for product
reviews and publications.

Submit a publication at www.novusbio.com/publications

Submit a review at www.novusbio.com/reviews/destination/NBP2-41753



NBP2-41753

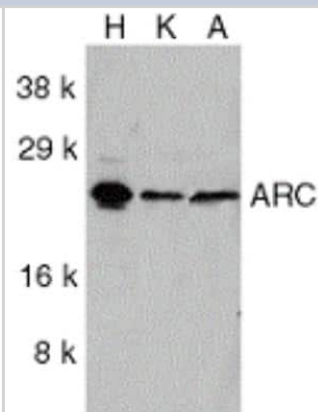
ARC/NOL3 Antibody - BSA Free

Product Information	
Unit Size	0.1 mg
Concentration	1 mg/ml
Storage	Store at 4C short term. Aliquot and store at -20C long term. Avoid freeze-thaw cycles.
Clonality	Polyclonal
Preservative	0.02% Sodium Azide
Isotype	IgG
Purity	Peptide affinity purified
Buffer	PBS
Target Molecular Weight	25 kDa
Product Description	
Host	Rabbit
Gene ID	8996
Gene Symbol	NOL3
Species	Human
Immunogen	Antibody was raised against an 18 amino acid peptide near the carboxy terminus of human ARC. The immunogen is located within the last 50 amino acids of ARC. Amino Acid Sequence: PDPEPEPDFEERDESEDS
Product Application Details	
Applications	Western Blot, ELISA, Immunohistochemistry, Immunohistochemistry-Paraffin
Recommended Dilutions	Western Blot 1-2 ug/ml, ELISA, Immunohistochemistry 5 ug/ml, Immunohistochemistry-Paraffin 5 ug/ml

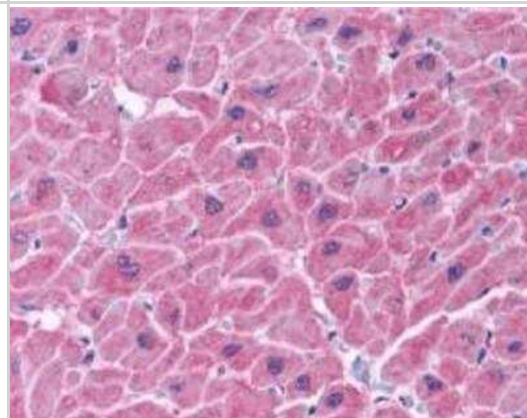


Images

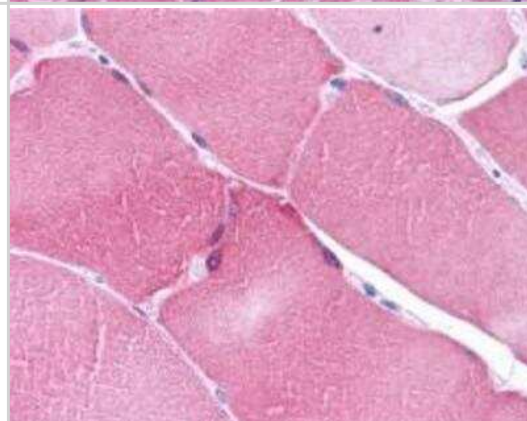
Western Blot: ARC/NOL3 Antibody [NBP2-41753] - ARC in HeLa (H), KB (K), and A549 (A) whole cell lysates with anti-ARC (CT) at a 1:1000 dilution.



Immunohistochemistry: ARC/NOL3 Antibody [NBP2-41753] - Human heart tissue at 5 ug/mL



Immunohistochemistry-Paraffin: ARC/NOL3 Antibody [NBP2-41753] - Human skeletal muscle with ARC/NOL3 antibody at 5 ug/mL.



Publications

Carter BZ, Mak PY, Wang X et al. An ARC-regulated IL1beta/Cox-2/PGE2/beta-catenin/ARC circuit controls leukemia-microenvironment interactions and confers drug resistance in AML Cancer Res. 2019-01-23 [PMID: 30674535] (WB, Human)



Novus Biologicals USA

10730 E. Briarwood Avenue
Centennial, CO 80112
USA
Phone: 303.730.1950
Toll Free: 1.888.506.6887
Fax: 303.730.1966
nb-customerservice@bio-techne.com

Bio-Techne Canada

21 Canmotor Ave
Toronto, ON M8Z 4E6
Canada
Phone: 905.827.6400
Toll Free: 855.668.8722
Fax: 905.827.6402
canada.inquires@bio-techne.com

Bio-Techne Ltd

19 Barton Lane
Abingdon Science Park
Abingdon, OX14 3NB, United Kingdom
Phone: (44) (0) 1235 529449
Free Phone: 0800 37 34 15
Fax: (44) (0) 1235 533420
info.EMEA@bio-techne.com

General Contact Information

www.novusbio.com
Technical Support: nb-technical@bio-techne.com
Orders: nb-customerservice@bio-techne.com
General: novus@novusbio.com

Products Related to NBP2-41753

HAF008	Goat anti-Rabbit IgG Secondary Antibody [HRP]
NB7160	Goat anti-Rabbit IgG (H+L) Secondary Antibody [HRP]
NBP2-24891	Rabbit IgG Isotype Control
NBP2-23300	Recombinant Human ARC/NOL3 His Protein

Limitations

This product is for research use only and is not approved for use in humans or in clinical diagnosis. Primary Antibodies are guaranteed for 1 year from date of receipt.

For more information on our 100% guarantee, please visit www.novusbio.com/guarantee

Earn gift cards/discounts by submitting a review: www.novusbio.com/reviews/submit/NBP2-41753

Earn gift cards/discounts by submitting a publication using this product:
www.novusbio.com/publications

