

Product Datasheet

Brg1 Antibody - BSA Free NBP2-41270

Unit Size: 0.1 mg

Store at 4C short term. Aliquot and store at -20C long term. Avoid freeze-thaw cycles.

www.novusbio.com



technical@novusbio.com

Publications: 1

Protocols, Publications, Related Products, Reviews, Research Tools and Images at:
www.novusbio.com/NBP2-41270

Updated 10/23/2024 v.20.1

Earn rewards for product
reviews and publications.

Submit a publication at www.novusbio.com/publications

Submit a review at www.novusbio.com/reviews/destination/NBP2-41270



NBP2-41270

Brg1 Antibody - BSA Free


Product Information	
Unit Size	0.1 mg
Concentration	1 mg/ml
Storage	Store at 4C short term. Aliquot and store at -20C long term. Avoid freeze-thaw cycles.
Clonality	Polyclonal
Preservative	0.02% Sodium Azide
Isotype	IgG
Purity	Peptide affinity purified
Buffer	PBS
Target Molecular Weight	200 kDa

Product Description	
Host	Rabbit
Gene ID	6597
Gene Symbol	SMARCA4
Species	Human, Mouse, Rat
Specificity/Sensitivity	Multiple isoforms of SMARCA4 are known to exist.
Immunogen	Antibody was raised against a 19 amino acid peptide near the carboxy terminus of human SMARCA4. The immunogen is located within amino acids 1420 - 1470 of SMARCA4. Amino Acid Sequence: SRDKDDESKKQKKRGRPPAE

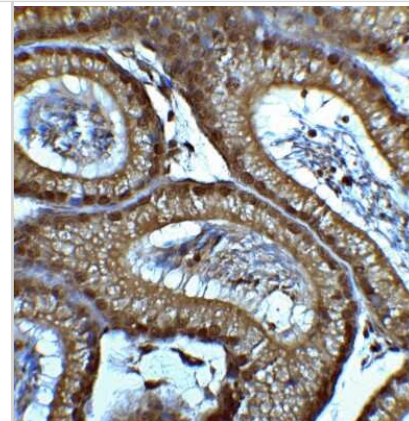
Product Application Details	
Applications	Western Blot, ELISA, Immunocytochemistry/ Immunofluorescence, Immunohistochemistry, Immunohistochemistry-Paraffin
Recommended Dilutions	Western Blot 1-2 ug/ml, ELISA, Immunohistochemistry 2 ug/ml, Immunocytochemistry/ Immunofluorescence 20 ug/mL, Immunohistochemistry-Paraffin 2 ug/ml

Images

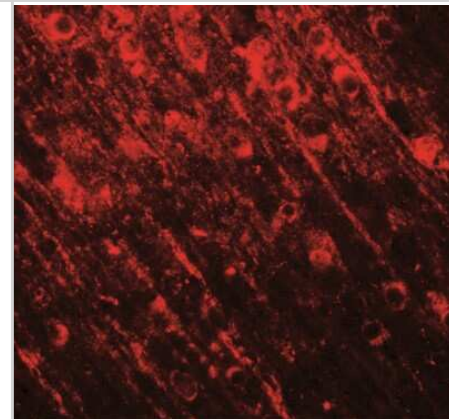
Western Blot: Brg1 Antibody [NBP2-41270] - Analysis of SMARCA4 in SK-N-SH cell lysate with SMARCA4 antibody at 1 ug/ml.



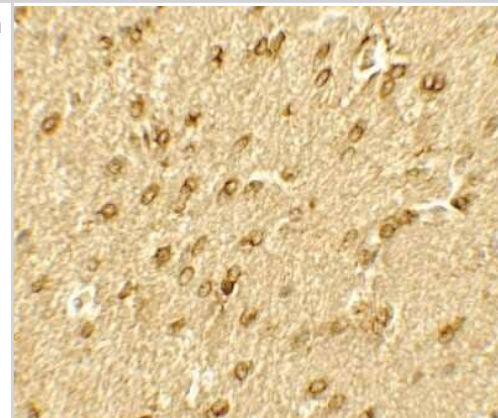
Immunohistochemistry-Paraffin: Brg1 Antibody [NBP2-41270] - Mouse testis tissue with SMARCA4 antibody at 2 ug/ml.



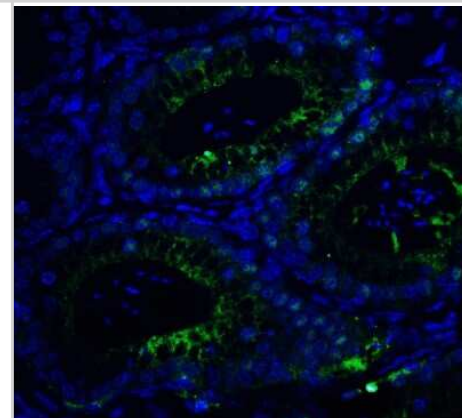
Immunohistochemistry: Brg1 Antibody [NBP2-41270] - Rat brain tissue with BRG1 antibody at 5 ug/mL.



Immunohistochemistry-Paraffin: Brg1 Antibody [NBP2-41270] - Rat brain tissue with BRG1 antibody at 5 ug/mL.



Immunohistochemistry: Brg1 Antibody [NBP2-41270] - Mouse testis tissue with SMARCA4 antibody at 20 ug/ml.



Publications

Abedini A, Landry DA, Macaulay AD et al. SWI/SNF chromatin remodeling subunit Smarca4/BRG1 is essential for female fertility Biology of reproduction 2022-11-28 [PMID: 36440965] (ICC/IF, Mouse)



Novus Biologicals USA

10730 E. Briarwood Avenue
Centennial, CO 80112
USA
Phone: 303.730.1950
Toll Free: 1.888.506.6887
Fax: 303.730.1966
nb-customerservice@bio-techne.com

Bio-Techne Canada

21 Canmotor Ave
Toronto, ON M8Z 4E6
Canada
Phone: 905.827.6400
Toll Free: 855.668.8722
Fax: 905.827.6402
canada.inquires@bio-techne.com

Bio-Techne Ltd

19 Barton Lane
Abingdon Science Park
Abingdon, OX14 3NB, United Kingdom
Phone: (44) (0) 1235 529449
Free Phone: 0800 37 34 15
Fax: (44) (0) 1235 533420
info.EMEA@bio-techne.com

General Contact Information

www.novusbio.com
Technical Support: nb-technical@bio-techne.com
Orders: nb-customerservice@bio-techne.com
General: novus@novusbio.com

Products Related to NBP2-41270

HAF008	Goat anti-Rabbit IgG Secondary Antibody [HRP]
NB7160	Goat anti-Rabbit IgG (H+L) Secondary Antibody [HRP]
NBP2-24891	Rabbit IgG Isotype Control
NBP2-51811-0.1mg	Recombinant Human Brg1 His Protein

Limitations

This product is for research use only and is not approved for use in humans or in clinical diagnosis. Primary Antibodies are guaranteed for 1 year from date of receipt.

For more information on our 100% guarantee, please visit www.novusbio.com/guarantee

Earn gift cards/discounts by submitting a review: www.novusbio.com/reviews/submit/NBP2-41270

Earn gift cards/discounts by submitting a publication using this product:
www.novusbio.com/publications

