

# Product Datasheet

## TAF9 Antibody - BSA Free NBP2-41266

Unit Size: 0.1 mg

Store at 4C short term. Aliquot and store at -20C long term. Avoid freeze-thaw cycles.

[www.novusbio.com](http://www.novusbio.com)



[technical@novusbio.com](mailto:technical@novusbio.com)

Protocols, Publications, Related Products, Reviews, Research Tools and Images at:  
[www.novusbio.com/NBP2-41266](http://www.novusbio.com/NBP2-41266)

Updated 9/9/2025 v.20.1

Earn rewards for product  
reviews and publications.

Submit a publication at [www.novusbio.com/publications](http://www.novusbio.com/publications)

Submit a review at [www.novusbio.com/reviews/destination/NBP2-41266](http://www.novusbio.com/reviews/destination/NBP2-41266)



**NBP2-41266**

TAF9 Antibody - BSA Free

**Product Information**

|                                |  |
|--------------------------------|--|
| <b>Unit Size</b>               | 0.1 mg   |
| <b>Concentration</b>           | 1 mg/ml  |
| <b>Storage</b>                 | Store at 4C short term. Aliquot and store at -20C long term. Avoid freeze-thaw cycles. |
| <b>Clonality</b>               | Polyclonal   |
| <b>Preservative</b>            | 0.02% Sodium Azide   |
| <b>Isotype</b>                 | IgG  |
| <b>Purity</b>                  | Peptide affinity purified  |
| <b>Buffer</b>                  | PBS  |
| <b>Target Molecular Weight</b> | 28 kDa   |

**Product Description**

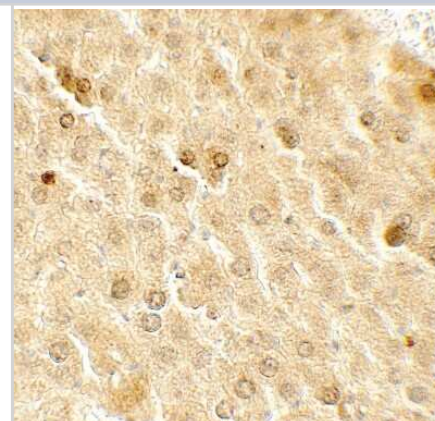
|                                |   |
|--------------------------------|---|
| <b>Description</b>             | Novus Biologicals Rabbit TAF9 Antibody - BSA Free (NBP2-41266) is a polyclonal antibody validated for use in IHC, WB, ELISA and ICC/IF. All Novus Biologicals antibodies are covered by our 100% guarantee. |
| <b>Host</b>                    | Rabbit  |
| <b>Gene ID</b>                 | 6880  |
| <b>Gene Symbol</b>             | TAF9  |
| <b>Species</b>                 | Human, Mouse, Rat   |
| <b>Specificity/Sensitivity</b> | Multiple isoforms of TAF9 are known to exist. TAF9 is predicted to not cross-react with other TAF family members.   |
| <b>Immunogen</b>               | Antibody was raised against a 17 amino acid peptide near the center of human TAF9. The immunogen is located within amino acids 110 - 160 of TAF9. Amino Acid Sequence: LTAPNYRLKSLQKKAS                     |

**Product Application Details**

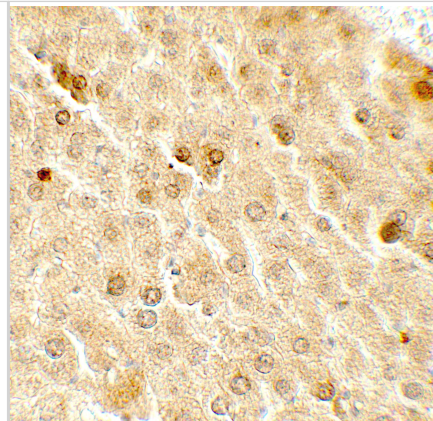
|                              |  |
|------------------------------|--|
| <b>Applications</b>          | Western Blot, Immunohistochemistry-Paraffin, ELISA, Immunocytochemistry/Immunofluorescence, Immunohistochemistry                                     |
| <b>Recommended Dilutions</b> | Western Blot 1-2 ug/ml, ELISA, Immunohistochemistry 5 ug/ml, Immunocytochemistry/ Immunofluorescence 20 ug/ml, Immunohistochemistry-Paraffin 5 ug/ml |

**Images**

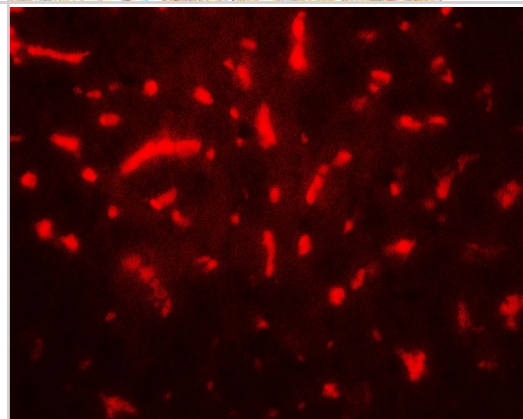
Immunohistochemistry: TAF9 Antibody [NBP2-41266] - TAF9 in mouse liver tissue with TAF9 antibody at 5 ug/mL.



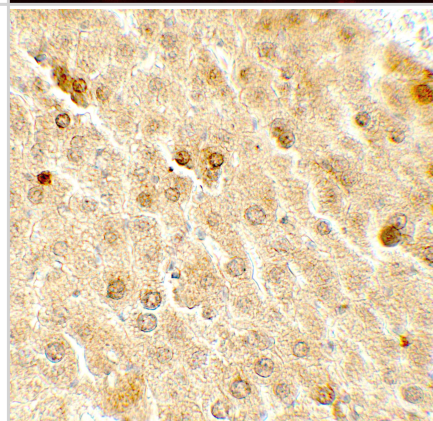
Immunohistochemistry: TAF9 Antibody - BSA Free [NBP2-41266] - Immunohistochemistry of TAF9 in mouse liver tissue with TAF9 antibody at 5 ug/mL.



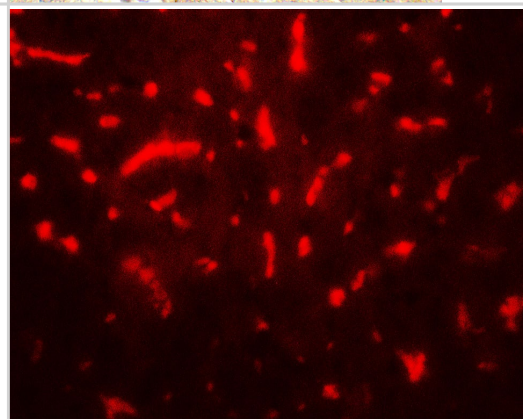
Immunocytochemistry/ Immunofluorescence: TAF9 Antibody - BSA Free [NBP2-41266] - Immunofluorescence of TAF9 in mouse liver tissue with TAF9 antibody at 20 u/mL.



Immunohistochemistry: TAF9 Antibody - BSA Free [NBP2-41266] - Immunohistochemistry of TAF9 in mouse liver tissue with TAF9 antibody at 5 u/mL.



Immunocytochemistry/ Immunofluorescence: TAF9 Antibody - BSA Free [NBP2-41266] - Immunofluorescence of TAF9 in mouse liver tissue with TAF9 antibody at 20 u/mL.





### **Novus Biologicals USA**

10730 E. Briarwood Avenue  
Centennial, CO 80112  
USA  
Phone: 303.730.1950  
Toll Free: 1.888.506.6887  
Fax: 303.730.1966  
nb-customerservice@bio-techne.com

### **Bio-Techne Canada**

21 Canmotor Ave  
Toronto, ON M8Z 4E6  
Canada  
Phone: 905.827.6400  
Toll Free: 855.668.8722  
Fax: 905.827.6402  
canada.inquires@bio-techne.com

### **Bio-Techne Ltd**

19 Barton Lane  
Abingdon Science Park  
Abingdon, OX14 3NB, United Kingdom  
Phone: (44) (0) 1235 529449  
Free Phone: 0800 37 34 15  
Fax: (44) (0) 1235 533420  
info.EMEA@bio-techne.com

### **General Contact Information**

[www.novusbio.com](http://www.novusbio.com)  
Technical Support: nb-technical@bio-techne.com  
Orders: nb-customerservice@bio-techne.com  
General: novus@novusbio.com

### **Products Related to NBP2-41266**

|                  |   |
|------------------|---|
| HAF008           | Goat anti-Rabbit IgG Secondary Antibody [HRP]       |
| NB7160           | Goat anti-Rabbit IgG (H+L) Secondary Antibody [HRP] |
| NBP2-24891       | Rabbit IgG Isotype Control                          |
| NBP1-50978-0.1mg | Recombinant Human TAF9 His Protein                  |

### **Limitations**

This product is for research use only and is not approved for use in humans or in clinical diagnosis. Primary Antibodies are guaranteed for 1 year from date of receipt.

For more information on our 100% guarantee, please visit [www.novusbio.com/guarantee](http://www.novusbio.com/guarantee)

Earn gift cards/discounts by submitting a review: [www.novusbio.com/reviews/submit/NBP2-41266](http://www.novusbio.com/reviews/submit/NBP2-41266)

Earn gift cards/discounts by submitting a publication using this product:  
[www.novusbio.com/publications](http://www.novusbio.com/publications)

