

Product Datasheet

Draxin/C1orf187 Antibody - BSA Free NBP2-41135

Unit Size: 0.1 mg

Store at 4C short term. Aliquot and store at -20C long term. Avoid freeze-thaw cycles.

www.novusbio.com



technical@novusbio.com

Protocols, Publications, Related Products, Reviews, Research Tools and Images at:
www.novusbio.com/NBP2-41135

Updated 9/9/2025 v.20.1

Earn rewards for product
reviews and publications.

Submit a publication at www.novusbio.com/publications

Submit a review at www.novusbio.com/reviews/destination/NBP2-41135



NBP2-41135

Draxin/C1orf187 Antibody - BSA Free

Product Information	
Unit Size	0.1 mg
Concentration	1 mg/ml
Storage	Store at 4C short term. Aliquot and store at -20C long term. Avoid freeze-thaw cycles.
Clonality	Polyclonal
Preservative	0.02% Sodium Azide
Isotype	IgG
Purity	Peptide affinity purified
Buffer	PBS

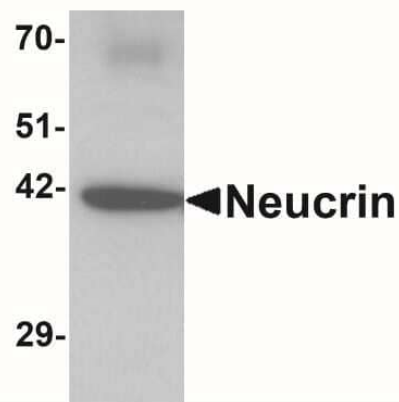
Product Description	
Description	Novus Biologicals Rabbit Draxin/C1orf187 Antibody - BSA Free (NBP2-41135) is a polyclonal antibody validated for use in IHC, WB, ELISA and ICC/IF. All Novus Biologicals antibodies are covered by our 100% guarantee.
Host	Rabbit
Gene ID	374946
Gene Symbol	DRAXIN
Species	Human, Mouse, Rat
Specificity/Sensitivity	At least three isoforms of Neucrin are known to exist; this antibody will detect the two shorter isoforms. Neucrin antibody is predicted to not cross-react with RILP.
Immunogen	Antibody was raised against a 17 amino acid synthetic peptide near the carboxy terminus of human Neucrin. The immunogen is located within the last 50 amino acids of NEUCRIN. Amino Acid Sequence: YAKFHRNRRVTRRKGR

Product Application Details	
Applications	Western Blot, Immunohistochemistry-Paraffin, ELISA, Immunocytochemistry/Immunofluorescence, Immunohistochemistry
Recommended Dilutions	Western Blot 1 ug/ml, ELISA, Immunohistochemistry 5 ug/ml, Immunocytochemistry/ Immunofluorescence 20 ug/ml, Immunohistochemistry-Paraffin 5 ug/ml

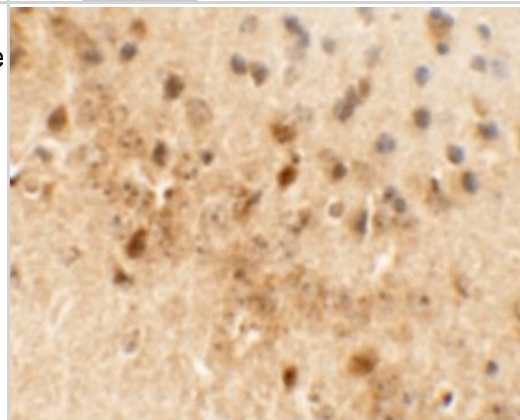


Images

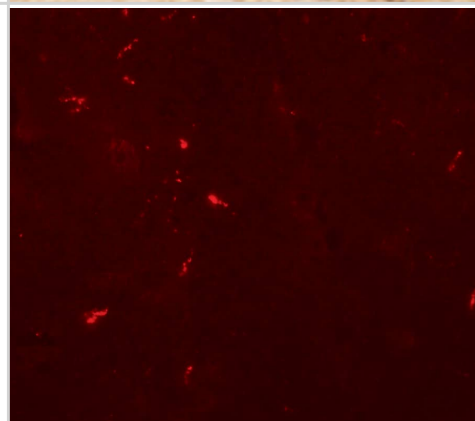
Western Blot: Draxin/C1orf187 Antibody [NBP2-41135] - Western blot analysis of Neucrin in rat cerebellum tissue lysate with Neucrin antibody at 1 ug/mL.



Immunohistochemistry: Draxin/C1orf187 Antibody - BSA Free [NBP2-41135] - Immunohistochemistry of Draxin/C1orf187 in mouse brain tissue with Draxin/C1orf187 antibody at 5 u/mL.



Immunocytochemistry/ Immunofluorescence: Draxin/C1orf187 Antibody - BSA Free [NBP2-41135] - Immunofluorescence of Draxin/C1orf187 in mouse brain tissue with Draxin/C1orf187 antibody at 20 ug/mL.





Novus Biologicals USA

10730 E. Briarwood Avenue
Centennial, CO 80112
USA
Phone: 303.730.1950
Toll Free: 1.888.506.6887
Fax: 303.730.1966
nb-customerservice@bio-techne.com

Bio-Techne Canada

21 Canmotor Ave
Toronto, ON M8Z 4E6
Canada
Phone: 905.827.6400
Toll Free: 855.668.8722
Fax: 905.827.6402
canada.inquires@bio-techne.com

Bio-Techne Ltd

19 Barton Lane
Abingdon Science Park
Abingdon, OX14 3NB, United Kingdom
Phone: (44) (0) 1235 529449
Free Phone: 0800 37 34 15
Fax: (44) (0) 1235 533420
info.EMEA@bio-techne.com

General Contact Information

www.novusbio.com
Technical Support: nb-technical@bio-techne.com
Orders: nb-customerservice@bio-techne.com
General: novus@novusbio.com

Products Related to NBP2-41135

NB820-59185	Human Brain Diencephalon Whole Tissue Lysate (Adult Whole Normal)
NBP2-33376H	Blue Marker Antibody (6F4-F6) [HRP]
HAF008	Goat anti-Rabbit IgG Secondary Antibody [HRP]
NB7160	Goat anti-Rabbit IgG (H+L) Secondary Antibody [HRP]
NBP2-24891	Rabbit IgG Isotype Control

Limitations

This product is for research use only and is not approved for use in humans or in clinical diagnosis. Primary Antibodies are guaranteed for 1 year from date of receipt.

For more information on our 100% guarantee, please visit www.novusbio.com/guarantee

Earn gift cards/discounts by submitting a review: www.novusbio.com/reviews/submit/NBP2-41135

Earn gift cards/discounts by submitting a publication using this product:
www.novusbio.com/publications

