

Product Datasheet

ADAMTSL5 Antibody - BSA Free NBP2-41120

Unit Size: 0.1 mg

Store at 4C.

www.novusbio.com



technical@novusbio.com

Protocols, Publications, Related Products, Reviews, Research Tools and Images at:
www.novusbio.com/NBP2-41120

Updated 3/4/2026 v.20.1

Earn rewards for product
reviews and publications.

Submit a publication at www.novusbio.com/publications

Submit a review at www.novusbio.com/reviews/destination/NBP2-41120



NBP2-41120

ADAMTSL5 Antibody - BSA Free

Product Information	
Unit Size	0.1 mg
Concentration	1 mg/ml
Storage	Store at 4C.
Clonality	Polyclonal
Preservative	0.02% Sodium Azide
Isotype	IgY
Purity	Peptide affinity purified
Buffer	PBS

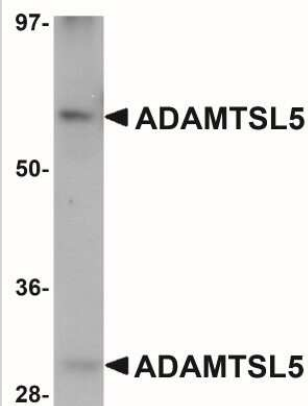
Product Description	
Host	Chicken
Gene ID	339366
Gene Symbol	ADAMTSL5
Species	Human, Mouse, Rat
Immunogen	Antibody was raised against a 17 amino acid synthetic peptide near the carboxy terminus of human ADAMTSL5. The immunogen is located within the last 50 amino acids of ADAMTSL5. Amino Acid Sequence: YARPWSPAEDSRIRLTA
Notes	Chicken products cannot be exported to Canada.

Product Application Details	
Applications	Western Blot, Immunohistochemistry-Paraffin, ELISA, Immunocytochemistry/Immunofluorescence, Immunohistochemistry
Recommended Dilutions	Western Blot 1 ug/ml, ELISA, Immunohistochemistry 5 ug/ml, Immunocytochemistry/ Immunofluorescence 20 ug/ml, Immunohistochemistry-Paraffin 5 ug/ml

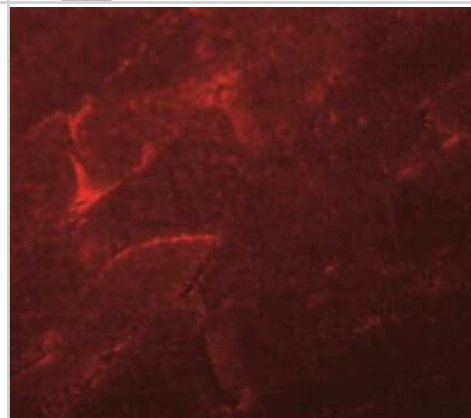


Images

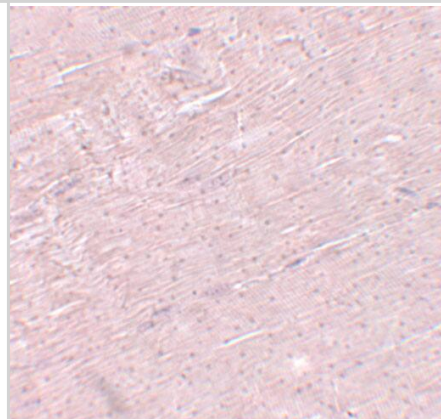
Western Blot: ADAMTSL5 Antibody [NBP2-41120] - Western blot analysis of ADAMTSL5 in human skeletal muscle tissue lysate with ADAMTSL5 antibody at 1 ug/mL.



Immunocytochemistry/Immunofluorescence: ADAMTSL5 Antibody [NBP2-41120] - Immunofluorescence of ADAMTSL5 in mouse skeletal muscle tissue with ADAMTSL5 antibody at 20 ug/mL.



Immunohistochemistry: ADAMTSL5 Antibody - BSA Free [NBP2-41120] - Immunohistochemistry of ADAMTSL5 in mouse skeletal muscle tissue with ADAMTSL5 antibody at 5 ug/mL.





Novus Biologicals USA

10730 E. Briarwood Avenue
Centennial, CO 80112
USA
Phone: 303.730.1950
Toll Free: 1.888.506.6887
Fax: 303.730.1966
nb-customerservice@bio-techne.com

Bio-Techne Canada

21 Canmotor Ave
Toronto, ON M8Z 4E6
Canada
Phone: 905.827.6400
Toll Free: 855.668.8722
Fax: 905.827.6402
canada.inquires@bio-techne.com

Bio-Techne Ltd

19 Barton Lane
Abingdon Science Park
Abingdon, OX14 3NB, United Kingdom
Phone: (44) (0) 1235 529449
Free Phone: 0800 37 34 15
Fax: (44) (0) 1235 533420
info.EMEA@bio-techne.com

General Contact Information

www.novusbio.com
Technical Support: nb-technical@bio-techne.com
Orders: nb-customerservice@bio-techne.com
General: novus@novusbio.com

Products Related to NBP2-41120

BAF010	Goat anti-Chicken IgY Secondary Antibody [Biotin]
NB7276	Goat anti-Chicken IgM Heavy Chain Secondary Antibody
NBP1-93438PEP	ADAMTSL5 Recombinant Protein Antigen
NBP1-84722	Fibrillin 1 Antibody - BSA Free

Limitations

This product is for research use only and is not approved for use in humans or in clinical diagnosis. Primary Antibodies are guaranteed for 1 year from date of receipt.

For more information on our 100% guarantee, please visit www.novusbio.com/guarantee

Earn gift cards/discounts by submitting a review: www.novusbio.com/reviews/submit/NBP2-41120

Earn gift cards/discounts by submitting a publication using this product:
www.novusbio.com/publications

