

# Product Datasheet

## Avian Influenza A H5N1 Hemagglutinin Antibody - BSA Free NBP2-41065

Unit Size: 0.1 mg

Store at 4C short term. Aliquot and store at -20C long term. Avoid freeze-thaw cycles.

[www.novusbio.com](http://www.novusbio.com)



[technical@novusbio.com](mailto:technical@novusbio.com)

Protocols, Publications, Related Products, Reviews, Research Tools and Images at:  
[www.novusbio.com/NBP2-41065](http://www.novusbio.com/NBP2-41065)

Updated 9/9/2025 v.20.1

Earn rewards for product  
reviews and publications.

Submit a publication at [www.novusbio.com/publications](http://www.novusbio.com/publications)

Submit a review at [www.novusbio.com/reviews/destination/NBP2-41065](http://www.novusbio.com/reviews/destination/NBP2-41065)



**NBP2-41065**

Avian Influenza A H5N1 Hemagglutinin Antibody - BSA Free

<b>Product Information</b>	
<b>Unit Size</b>	0.1 mg
<b>Concentration</b>	1 mg/ml
<b>Storage</b>	Store at 4C short term. Aliquot and store at -20C long term. Avoid freeze-thaw cycles.
<b>Clonality</b>	Polyclonal
<b>Preservative</b>	0.02% Sodium Azide
<b>Isotype</b>	IgG
<b>Purity</b>	Peptide affinity purified
<b>Buffer</b>	PBS

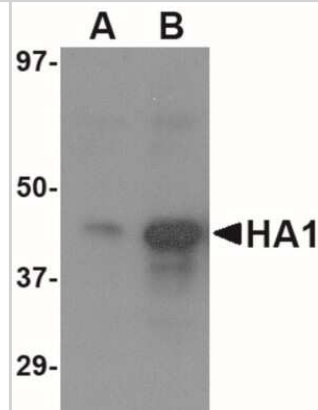
<b>Product Description</b>	
<b>Description</b>	Novus Biologicals Goat Avian Influenza A H5N1 Hemagglutinin Antibody - BSA Free (NBP2-41065) is a polyclonal antibody validated for use in WB and ELISA. All Novus Biologicals antibodies are covered by our 100% guarantee.
<b>Host</b>	Goat
<b>Gene ID</b>	3654620
<b>Species</b>	Virus
<b>Immunogen</b>	Antibody was raised against a synthetic peptide corresponding to 14 amino acids near the center of the Hemagglutinin protein Efforts were made to use relatively conserved regions of the viral sequence as the antigen. The immunogen is located within amino acids 250 - 300 of Avian Influenza Hemagglutinin 3. Amino Acid Squence: APEYAYKIVKKGDS

<b>Product Application Details</b>	
<b>Applications</b>	Western Blot, ELISA
<b>Recommended Dilutions</b>	Western Blot, ELISA 1 ug/ml

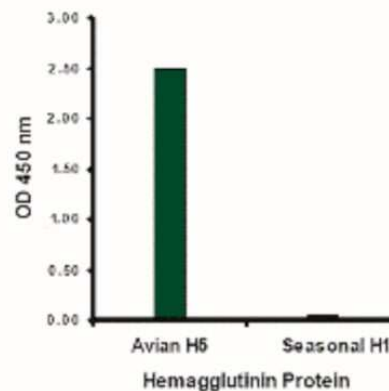


## Images

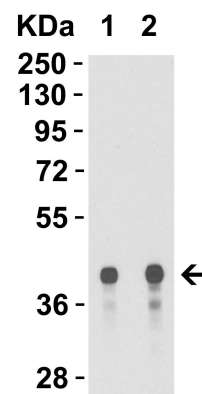
Western Blot: Avian Influenza Hemagglutinin 3 Antibody [NBP2-41065] - Western blot analysis of (A) 1 ng and (B) 5 ng of recombinant HA1 with Avian Influenza Hemagglutinin 3 antibody at 1 ug/mL.



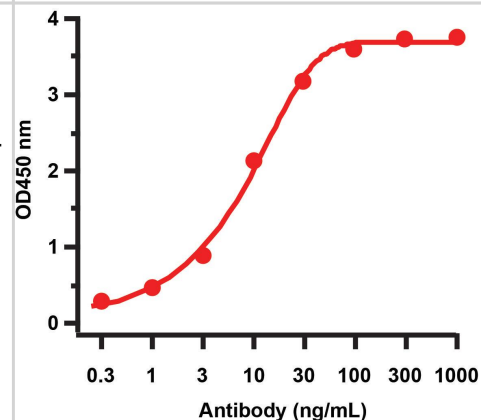
ELISA: Avian Influenza Hemagglutinin 3 Antibody [NBP2-41065] - Hemagglutinin antibody at 1 ug/mL specifically recognizes Avian H5N1 influenza virus but not seasonal influenza virus A H1N1 Hemagglutinin protein.



Western Blot: Avian Influenza A H5N1 Hemagglutinin Antibody - BSA Free [NBP2-41065] - Validation with H5N1 HA Protein. Loading: 30 ng H5N1 Hemagglutinin recombinant protein. Antibodies: Avian Influenza H5N1 HA antibody, 1h incubation at RT in 5% NFDN/TBST. Secondary: Rabbit anti-goat IgG HRP conjugate at 1:10,000 dilution. Lane 1: 0.5 ug/mL; Lane 2: 1 ug/mL



ELISA: Avian Influenza A H5N1 Hemagglutinin Antibody - BSA Free [NBP2-41065] - Figure 2 ELISA Validation with H5N1 HA Protein Coating Antigen: H5N1 Hemagglutinin recombinant protein (Cat. No. 95-101), 2 u/mL, incubated at 4 C overnight. Detection Antibodies: Avian Influenza H5N1 HA antibody, dilution: 0.3-1000 ng/mL, incubated at RT for 1 hr. Secondary Antibodies: Rabbi anti-goat HRP at 1:10,000, incubated at RT for 1 hr.





### **Novus Biologicals USA**

10730 E. Briarwood Avenue  
Centennial, CO 80112  
USA  
Phone: 303.730.1950  
Toll Free: 1.888.506.6887  
Fax: 303.730.1966  
nb-customerservice@bio-techne.com

### **Bio-Techne Canada**

21 Canmotor Ave  
Toronto, ON M8Z 4E6  
Canada  
Phone: 905.827.6400  
Toll Free: 855.668.8722  
Fax: 905.827.6402  
canada.inquires@bio-techne.com

### **Bio-Techne Ltd**

19 Barton Lane  
Abingdon Science Park  
Abingdon, OX14 3NB, United Kingdom  
Phone: (44) (0) 1235 529449  
Free Phone: 0800 37 34 15  
Fax: (44) (0) 1235 533420  
info.EMEA@bio-techne.com

### **General Contact Information**

www.novusbio.com  
Technical Support: nb-technical@bio-techne.com  
Orders: nb-customerservice@bio-techne.com  
General: novus@novusbio.com

### **Products Related to NBP2-41065**

---

NBP2-33376H	Blue Marker Antibody (6F4-F6) [HRP]
HAF017	Rabbit anti-Goat IgG Secondary Antibody [HRP (Horseradish Peroxidase)]
HAF109	Donkey anti-Goat IgG Secondary Antibody [HRP (Horseradish Peroxidase)]
NB410-28088-1mg	Goat IgG Isotype Control

---

### **Limitations**

This product is for research use only and is not approved for use in humans or in clinical diagnosis. Primary Antibodies are guaranteed for 1 year from date of receipt.

For more information on our 100% guarantee, please visit [www.novusbio.com/guarantee](http://www.novusbio.com/guarantee)

Earn gift cards/discounts by submitting a review: [www.novusbio.com/reviews/submit/NBP2-41065](http://www.novusbio.com/reviews/submit/NBP2-41065)

Earn gift cards/discounts by submitting a publication using this product:  
[www.novusbio.com/publications](http://www.novusbio.com/publications)



