

# Product Datasheet

## Integrin alpha 2/CD49b Antibody - BSA Free NBP2-38995

Unit Size: 0.1 ml

Store at 4C short term. Aliquot and store at -20C long term. Avoid freeze-thaw cycles.

[www.novusbio.com](http://www.novusbio.com)



[technical@novusbio.com](mailto:technical@novusbio.com)

Protocols, Publications, Related Products, Reviews, Research Tools and Images at:  
[www.novusbio.com/NBP2-38995](http://www.novusbio.com/NBP2-38995)

Updated 2/23/2025 v.20.1

Earn rewards for product  
reviews and publications.

Submit a publication at [www.novusbio.com/publications](http://www.novusbio.com/publications)

Submit a review at [www.novusbio.com/reviews/destination/NBP2-38995](http://www.novusbio.com/reviews/destination/NBP2-38995)



**NBP2-38995**

Integrin alpha 2/CD49b Antibody - BSA Free

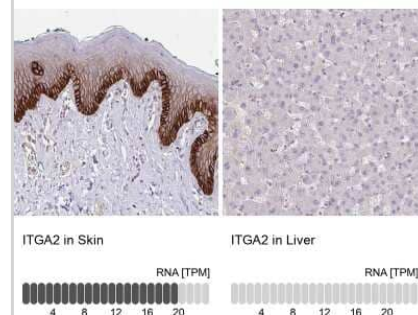
Product Information	
Unit Size	0.1 ml
Concentration	Concentrations vary lot to lot. See vial label for concentration. If unlisted please contact technical services.
Storage	Store at 4C short term. Aliquot and store at -20C long term. Avoid freeze-thaw cycles.
Clonality	Polyclonal
Preservative	0.02% Sodium Azide
Isotype	IgG
Purity	Immunogen affinity purified
Buffer	PBS (pH 7.2) and 40% Glycerol

Product Description	
Host	Rabbit
Gene ID	3673
Gene Symbol	ITGA2
Species	Human
Reactivity Notes	Immunogen displays the following percentage of sequence identity for non-tested species: Rat (80%)
Immunogen	This antibody was developed against a recombinant protein corresponding to amino acids: ALEAYSETAKVFSIPFHKDCGEDGLCISDLVLDVLRQIPAAQEQQPFIVSNQNKRLT FSVTLKKNKRESAYNTGIVVDFSENLFFASFSLPV

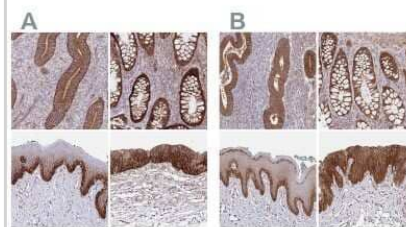
Product Application Details	
Applications	Western Blot, Immunohistochemistry, Immunohistochemistry-Paraffin
Recommended Dilutions	Western Blot 0.04-0.4 ug/ml, Immunohistochemistry 1:20 - 1:50, Immunohistochemistry-Paraffin 1:20 - 1:50
Application Notes	For IHC-Paraffin, HIER pH 6 retrieval is recommended.

**Images**

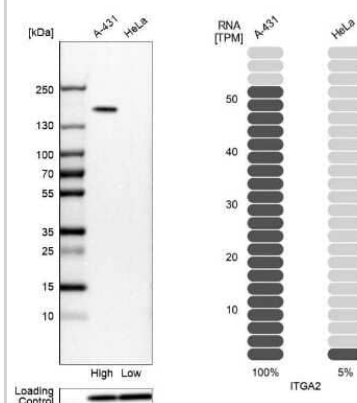
Immunohistochemistry-Paraffin: Integrin alpha 2/CD49b Antibody [NBP2-38995] - Analysis in human skin and liver tissues. Corresponding ITGA2 RNA-seq data are presented for the same tissues.



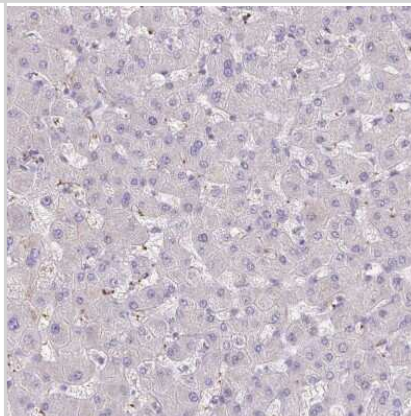
Immunohistochemistry-Paraffin: Integrin alpha 2/CD49b Antibody [NBP2-38995] - Staining of human endometrium, rectum, skin and urinary bladder using Anti-ITGA2 antibody NBP2-38995 (A) shows similar protein distribution across tissues to independent antibody NBP2-38902 (B).



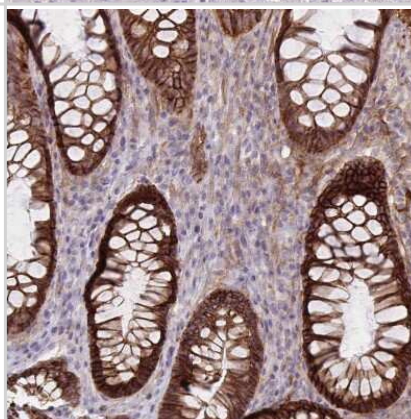
Western Blot: Integrin alpha 2/CD49b Antibody [NBP2-38995] - Analysis in human cell lines A-431 and HeLa. Corresponding RNA-seq data are presented for the same cell lines. Loading control: Anti-PPIB.



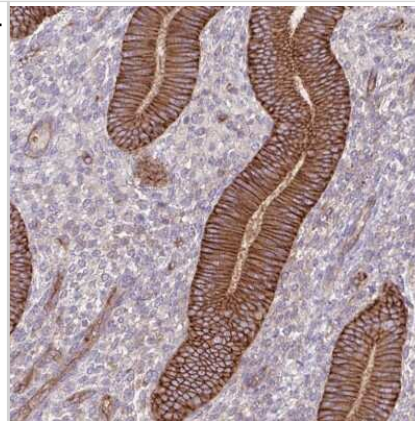
Immunohistochemistry-Paraffin: Integrin alpha 2/CD49b Antibody [NBP2-38995] - Staining of human liver shows no positivity in hepatocytes as expected.



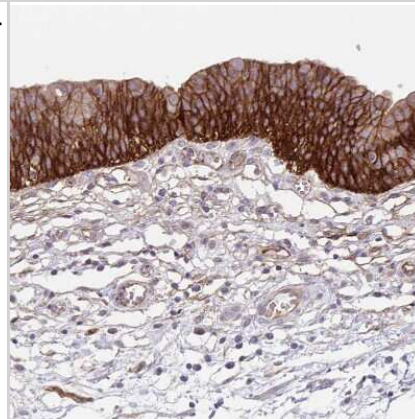
Immunohistochemistry-Paraffin: Integrin alpha 2/CD49b Antibody [NBP2-38995] - Staining of human rectum shows moderate to strong membranous positivity in glandular cells.



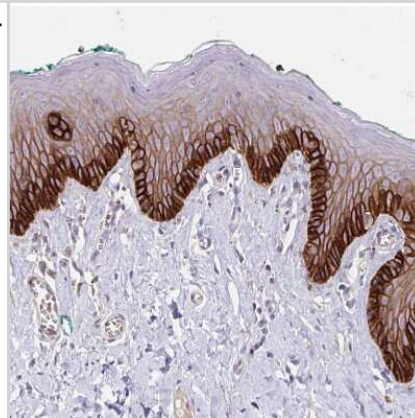
Immunohistochemistry-Paraffin: Integrin alpha 2/CD49b Antibody [NBP2-38995] - Staining of human endometrium shows moderate to strong membranous positivity in glandular cells.



Immunohistochemistry-Paraffin: Integrin alpha 2/CD49b Antibody [NBP2-38995] - Staining of human urinary bladder shows moderate to strong membranous positivity in urothelial cells.



Immunohistochemistry-Paraffin: Integrin alpha 2/CD49b Antibody [NBP2-38995] - Staining of human skin shows strong membranous positivity in squamous epithelial cells.





### **Novus Biologicals USA**

10730 E. Briarwood Avenue  
Centennial, CO 80112  
USA  
Phone: 303.730.1950  
Toll Free: 1.888.506.6887  
Fax: 303.730.1966  
nb-customerservice@bio-techne.com

### **Bio-Techne Canada**

21 Canmotor Ave  
Toronto, ON M8Z 4E6  
Canada  
Phone: 905.827.6400  
Toll Free: 855.668.8722  
Fax: 905.827.6402  
canada.inquires@bio-techne.com

### **Bio-Techne Ltd**

19 Barton Lane  
Abingdon Science Park  
Abingdon, OX14 3NB, United Kingdom  
Phone: (44) (0) 1235 529449  
Free Phone: 0800 37 34 15  
Fax: (44) (0) 1235 533420  
info.EMEA@bio-techne.com

### **General Contact Information**

www.novusbio.com  
Technical Support: nb-technical@bio-techne.com  
Orders: nb-customerservice@bio-techne.com  
General: novus@novusbio.com

### **Products Related to NBP2-38995**

---

NBP2-38995PEP	Integrin alpha 2/CD49b Recombinant Protein Antigen
HAF008	Goat anti-Rabbit IgG Secondary Antibody [HRP]
NB7160	Goat anti-Rabbit IgG (H+L) Secondary Antibody [HRP]
NBP2-24891	Rabbit IgG Isotype Control

---

### **Limitations**

This product is for research use only and is not approved for use in humans or in clinical diagnosis. Primary Antibodies are guaranteed for 1 year from date of receipt.

For more information on our 100% guarantee, please visit [www.novusbio.com/guarantee](http://www.novusbio.com/guarantee)

Earn gift cards/discounts by submitting a review: [www.novusbio.com/reviews/submit/NBP2-38995](http://www.novusbio.com/reviews/submit/NBP2-38995)

Earn gift cards/discounts by submitting a publication using this product:  
[www.novusbio.com/publications](http://www.novusbio.com/publications)

